

# Eastern Wisconsin DHIC Newsletter

VOLUME 3, ISSUE 10

OCTOBER, 2011



## INSIDE THIS ISSUE:

Coming Events	2
UWEX to Host Pest Management Update Meetings Throughout WI	2
Oil Spill Prevention, Control, & Countermeasures (SPCC) Program	3-4
Can it Pay to Cover Silage Bags With a Cover?	5
Dairy Comp 305	6
Calf Coats	6
DG 29™	7-8
Production Index	9- 19



## Manager's Memo

Earlier this year a committee of Board members was formed to do a study for the workspace available to perform the daily tasks necessary at the milk lab in Waldo. It was determined that the lab was in need of additional space not only for the present services, but also for services that may arise in the future. So after several building planning sessions and the recommendation of the committee, a plan of a 1200 square foot addition was presented to the Board for their review in June. After much discussion at the meeting it was decided to proceed with the project that would add a 30 ft. by 40 ft. addition that included:

- 3 individual analyzing areas to be used for current or future tests
- two bottle preparation and cleanup area
- additional bathroom and laundry area
- basement mechanical room of 300 sq. ft.
- record storage area in basement of 300 sq. ft.
- remaining basement of 600 sq. ft. is undesignated.

With this addition we will be able to move existing equipment (furnace, water heater, water softener and laundry out of our current building to free up more space for organizing the daily work flow in that area.

The building should be completed within the next 30 days as we are looking forward to that point. I will say that it is very exciting knowing that the Board is looking to the future and willing to invest time and money toward the growth of your Cooperative.

In our next newsletter we will be posting an open house for the members to stop in and view their lab in the workday setting. Watch for this in the future and I would hope to see you then.



The Eastern Wisconsin DHIC newsletter is a partnership among UW-Extension offices in Sheboygan, Manitowoc, Brown, Ozaukee and Washington counties. Our goal is to provide EWDHIC members, service providers and consultants with timely information based on university research. Use of commercial names or products within this newsletter does not imply endorsement.

**COMING EVENTS**

Nov 10 Oil Spill Prevention, Control, and Countermeasure (SPCC) Program goes into effect.

### **UW-Extension to host Pest Management Update Meetings throughout Wisconsin**

University of Wisconsin-Extension specialists in weed science, plant pathology and entomology will present the latest information on pest management and biology for Wisconsin field crops at the annual Pest Management Update Meetings in three Eastern Wisconsin locations in November.

Weed management topics include herbicide updates, glyphosate resistance updates, control strategies for giant ragweed, weed management decisions in alfalfa, costs of weeds in pastures, and much more. Insect management topics include black cutworm, slugs, armyworms, spider mites, Japanese beetles and Bt corn traits and refuge updates. Plant pathology topics will cover the biology and management of Goss's wilt, the economics of using soybean seed treatments, considerations for using fungicides and insecticides in alfalfa, and links between crop genetics and diseases in small grains.

Speakers at the meetings will be Mark Renz, perennial cropping systems weed scientist; Vince Davis annual cropping systems weed scientist; Eileen Cullen, field crop entomologist; and Paul Esker, field crop plant pathologist.

Four hours of Certified Crop Advisor CEU credits in pest management are requested and available for participants at each session.

All sessions start at 10 a.m. and conclude at 3 p.m. Registration and coffee begins at 9:30 a.m. for all sessions. The registration fee is \$35. This fee covers the cost of the information packet and the noon meal. The information packet will contain the 2011 Pest Management in Wisconsin Field Crops bulletin (A3646) which contains weed, insect and disease control recommendations for corn, soybean, small grains and forages, as well as other pest management reference materials. Additional copies of the information packet will be available for purchase at \$20 each.

Organizers request participants to pre-register with the host agent at least one week before the meeting they wish to attend.

The schedule for the Wisconsin Pest Management Update meetings in Eastern Wisconsin is:  
Nov. 10, Arlington, contact Heidi Johnson, Jefferson County Agriculture Agent, 920-674-7295

Nov. 14, Fond du Lac, contact Mike Rankin, Fond du Lac County Crops & Soils Agent,  
920-929-3170

Nov. 15, Green Bay, contact Mark Hagedorn, Brown County Agriculture Agent, 920-391-4612

## Oil Spill Prevention, Control, and Countermeasure (SPCC) Program: Information for Farmers



This fact sheet will assist you, as a farmer, in understanding your obligations under the SPCC Program.

### What is SPCC?

The goal of the SPCC program is to prevent oil spills into waters of the United States and adjoining shorelines. Oil spills can cause injuries to people and damage to the environment. A key element of this program calls for farmers and other facilities to have an oil spill prevention plan, called an **SPCC Plan**. These Plans can help farmers prevent oil spills which can damage water resources needed for farming operations.

### What is considered a farm under SPCC?

Under SPCC, a farm is: “a facility on a tract of land devoted to the production of crops or raising of animals, including fish, which produced and sold, or normally would have produced and sold, \$1,000 or more of agricultural products during a year.”

### Is my farm covered by SPCC?

SPCC applies to a farm which:

- Stores, transfers, uses, or consumes **oil or oil products**,

such as diesel fuel, gasoline, lube oil, hydraulic oil, adjuvant oil, crop oil, vegetable oil, or animal fat; and

- Stores more than **1,320 US gallons** in aboveground containers or more than **42,000 US gallons** in completely buried containers; and
- Could **reasonably be expected to discharge oil to waters** of the US or adjoining shorelines, such as interstate waters, intrastate lakes, rivers, and streams.

**If your farm meets all of these criteria, then your farm is covered by SPCC.**

### **TIPS:**

- Count only containers of oil that have a storage capacity of 55 US gallons and above.
- Adjacent or non-adjacent parcels, either leased or owned, may be considered separate facilities for SPCC purposes. Containers on separate parcels (that the farmer identifies as separate facilities based on how they are operated) do not need to be added together in determining whether the 1,320-gallon applicability threshold is met.

### **If my farm is covered by SPCC, what should I do?**

The SPCC program requires you to prepare and implement an SPCC Plan. If you **already have a Plan**, maintain it. **If you do not have a Plan**, you should prepare and implement one. Many farmers will need to have their Plan certified by a Professional Engineer (“PE”). However, you may be eligible to self-certify your

amended Plan if:

- Your farm has a total oil storage capacity between 1,320 and 10,000 gallons in aboveground containers, and the farm has a good spill history (as described in the SPCC rule), you may prepare and self-certify your own Plan. (However, if you decide to use certain alternate measures allowed by the federal SPCC Rule, you will need a PE.)
- Your farm has storage capacity of more than 10,000 gallons, or has had an oil spill you may need to prepare an SPCC Plan **certified by a PE.**

**TIP:** If you are eligible to self-certify your Plan, and no aboveground container at your farm is greater than 5,000 gallons in capacity, then you may use the Plan template that is available to download from EPA’s Web site at: <http://www.epa.gov/oem/content/spcc/tier1temp.htm>

### **When should I prepare and implement a Plan?**

Farms in operation on or before August 16, 2002, must maintain or amend their existing Plan by **November 10, 2011**. Any farm that started operation after August 16, 2002, but before November 10, 2011, must prepare and use a Plan on or before **November 10, 2011**.

**Note:** If your farm was in operation before August 16, 2002, and you do not already have a Plan, you must prepare a Plan now. **Do not wait until November 10, 2011.**

### What information will I need to prepare an SPCC Plan for my farm?

- A list of the oil containers at the farm by parcel (including the contents and location of each container);
- A brief description of the procedures that you will use to prevent oil spills. For example, steps you use to transfer fuel from a storage tank to your farm vehicles that reduce the possibility of a fuel spill;
- A brief description of the measures you installed to prevent oil from reaching water (see next section);
- A brief description of the measures you will use to contain and cleanup an oil spill to water; and
- A list of emergency contacts and first responders.

### What spill prevention measures should I implement and include in my SPCC Plan?

- **Use** containers suitable for the oil stored. For example, use a container designed for flammable liquids to store gasoline;
- **Identify** contractors or other local personnel who can help you clean up an oil spill;
- **Provide overfill prevention** for your oil storage containers. You could use a high-level alarm, or audible vent, or establish a procedure to fill containers;
- **Provide effective, sized secondary containment** for bulk storage containers, such as a dike or a remote impoundment. The containment must be able to hold the full capacity of the container plus possible rainfall. The dike may be constructed of

earth or concrete. A double-walled tank may also suffice;

- **Provide effective, general secondary containment** to address the most likely discharge where you transfer oil to and from containers and for mobile refuelers, such as fuel nurse tanks mounted on trucks or trailers. For example, you may use sorbent materials, drip pans or curbing for these areas; and
- **Periodically inspect and test pipes and containers.** You should visually inspect aboveground pipes and inspect aboveground containers following industry standards. You must “leak test” buried pipes when they are installed or repaired. EPA recommends you keep a written record of your inspections.

### How and when do I maintain my SPCC Plan?

Amend and update your SPCC Plan when changes are made to the farm, for example, if you add new storage containers (e.g. tanks) that are 55 gallons or larger, or if you purchase or lease parcels with containers that are 55 gallons or larger. You must review your Plan every five years to make sure it includes any changes in oil storage at your farm.

### What should I do if I have an oil spill?

- Activate your SPCC Plan procedures to prevent the oil spill from reaching a creek or river.
- Implement spill cleanup and mitigation procedures outlined in your Plan.
- **Notify the National Response Center (NRC)** at **800-424-8802** if you have an oil discharge to waters or adjoining shorelines.
- If the amount of oil spilled to

water is more than 42 gallons on two different occasions within a 12-month period or more than 1,000 gallons to water in a single spill event, then notify your EPA Regional office in writing.

### **For More Information**

#### **Read the SPCC rule and additional resources:**

<http://www.epa.gov/emergencies/spcc>

**Call or send an e-mail to the EPA Ag Compliance Assistance Center:** 1-888-663-2155 <http://www.epa.gov/agculture/agctr.html>

**Call the Superfund, TRI, EPCRA, RMP, and Oil Information Center:** (800) 424-9346 or (703) 412-9810 TDD (800) 553-7672 or (703) 412-3323 <http://www.epa.gov/superfund/resources/infocenter>



Source: Office of Emergency Management

**This goes into  
effect on  
November 10,  
2011.**

## Can it Pay to Cover Silage Bags with a Cover?

Ken Barnett, University of Wisconsin-Extension

A study by University of Wisconsin agricultural engineers, Richard Muck and Brian Holmes, quantified dry matter densities and losses in silage bags. Total dry matter losses (gaseous, seepage, and spoilage) ranged from 0 to 38.2 percent.

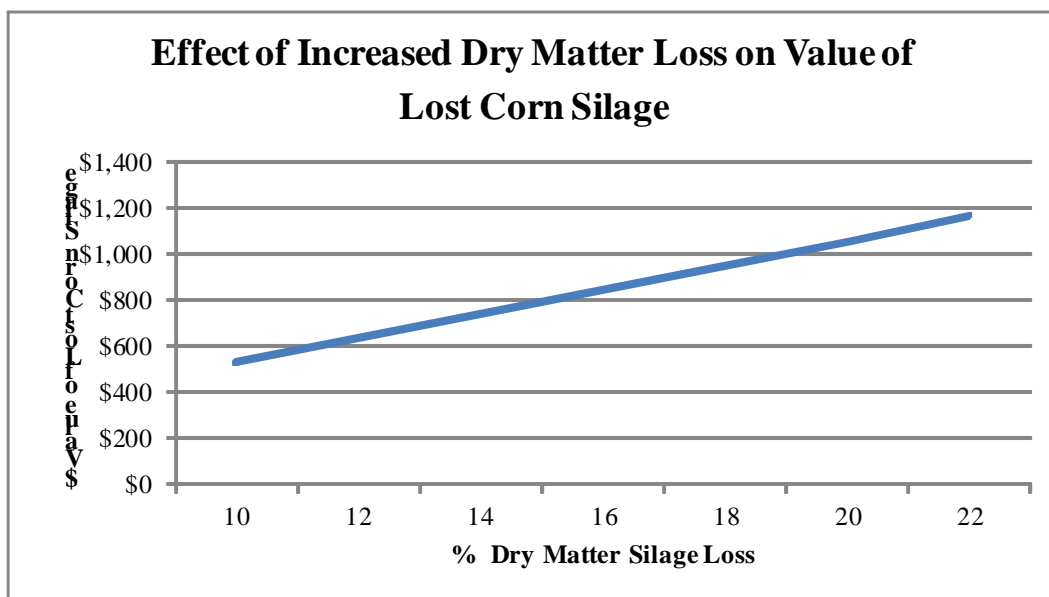

Average dry matter loss across all bags was 14.2 percent (similar to a well-managed bunker). However, if the worst three bags were eliminated, the average loss dropped to about 10 percent. Unnoticed bird damage to the top of one of the bags caused a spoilage loss of 22 percent.

If 10 percent dry matter loss is used as the “normal” loss for a silage bag and 22 percent dry matter loss is used as the “extreme” loss from bird damage, then heavy bird damage could cause a potential increased dry matter loss of 12 percent. A 9 foot by 100 foot silage bag has the capacity to store 67,800 pounds (or 33.9 tons) dry matter of silage. A 20

foot wide by 100 foot silage bag cover used to cover this silage bag would cost about \$500. It can be re-used, but no data on potential life span was found. If it could be used for just 5 years, then the cost per year would be \$100.

The value used for corn silage in this example is \$54.49 per ton at 65 percent moisture or \$155.98 per ton on a dry matter basis. A “normal” dry matter loss of 10 percent would result in a loss in value of the corn silage of \$528.78. An “extreme” dry matter loss of 22 percent would result in a loss in value of the corn silage of \$1,163.32. The difference in value of the lost corn silage between the “normal” and “extreme” corn silage is \$634.54. Thus, the silage bag cover valued at \$500 could have covered its purchase price in the first year in a case of “extreme” bird damage. The increased value of corn silage due to high grain prices will warrant

precautions not previously economic with lower-priced grain. See the chart below for how increased silage dry matter loss affects the value of lost corn silage.



## Dairy Comp 305

In August 2010, Lakeshore Technical College held a Dairy Comp training session with a few selected herdspeople to determine their Dairy Comp 305 needs and experiment with how best to deliver the training. The consensus expressed by the trial group indicated they would like to form a users group that would meet approximately four times per year to continue their development in the use of Dairy Comp.

The format for this Dairy Comp 305 user group will be a 1 1/2 hour training before lunch reviewing new or underutilized Dairy Comp functions, followed by a 1 1/2 hour session after lunch to discuss specific

needs the learners bring from their own operations. Dr. Tom Myers will be the lead instructor with assistance from Greg Booher and Terrilynn Hastreiter, Farm Business Instructors at Lakeshore Technical College. Dr. Myers has a lifetime of herd veterinary experience and is well versed in the use of Dairy Comp 305.


Registration will be first come first serve. Lakeshore Technical College has a lab with 18 computers with Dairy Comp 305 installed so participants can actually perform functions with a live herd. To enroll call the registration desk at LTC at 1-888-468-6582 extension 1366. Register for session one, class number 68225. The cost is \$19.90. Lunch will

be on your own. The user group training dates are:

- ◆ Friday, October 28, 2011  
Agriculture Building  
10:30-2:30 P.M.
- ◆ Friday, January 6, 2012  
Agriculture Building  
10:30-2:30 P.M.
- ◆ Friday, March 16, 2012  
Agriculture Building  
10:30-2:30 P.M.
- ◆ Friday, May 18, 2012  
Agriculture Building  
10:30-2:30 P.M.

Call Greg Booher, Farm Business Instructor for more information at 920-960-0551.

## Calf Coats



When the temperature falls below 50 degrees Fahrenheit for extended periods of time, a calf will burn extra energy to keep warm. This is the same energy the calf should be using for growth. Wind and snow have a greater effect on when a calf will start to burn energy to keep warm. A North Dakota State University study found calves wearing calf coats gained 1.4 pounds daily from birth to four weeks, compared to the 1.2

pounds gained from calves without coats.

Protect your genetic investments with CRI Calf Coats. These coats feature a waterproof outer shell and a quilted lining. The front Velcro closure and buckle leg straps make for easy on and off. All coats are Amish made and are machine washable. It is recommended to line dry coats to help extend the life. CRI Calf Coats are available in



three sizes - small, large and x-large. They are ideal to use with calf hutches.

**Prices on all coats will be \$34.00 for all sizes from October 1st thru November 30th.**

For more information to order, contact your DHI Field Technician or Eastern Wisconsin DHIC at **800-439-1317**.

*Now Offering ...*

# DG29™

## Bovine Blood Pregnancy Test

### Questions & Answers

#### **What is DG29?**

DG29 is an easy-to-use bovine blood pregnancy test. Blood samples are drawn from cattle on the farm or ranch, forwarded to a certified laboratory (AgSource Laboratories located in Menomonie, Wis.), and pregnancy diagnosis results are returned to the farm quickly and accurately.

#### **How Does the DG29 Test Work?**

The DG29 bovine pregnancy test uses ELISA (enzyme-linked immunosorbent assay) technology to detect a specific pregnancy-related protein within the serum extracted from the blood sample. Based on the presence or lack of presence of the pregnancy-related protein positive (pregnant) or negative (open) results are reported.

#### **When Can an Animal Be Tested?**

The DG29 test can be conducted on cows or heifers as early as 29 days post breeding. Cows must also be at least 90 days post calving before blood samples are collected. Performing the DG29 test on cows less than 90 days post calving may result in false positive test results; in these animals, the pregnancy-related protein from the previous pregnancy may still be present.

#### **Can DG29 Be Used to Test Embryo Transfer Recipients?**

Yes, DG29 can be used to test the pregnancy status of embryo recipients. For recipients, blood samples must be drawn on or after day 32 of the pregnancy and therefore 25 days after implantation (embryo is at day 7 when implanted + 25 days = day 32).

A minimum of 32 days is required for embryo recipients as embryos are not all at the same level at the time of their transfer. Many variable factors affect the quality of transferred embryos: number of days of embryonic development (5 to 7 days); embryo quality (A, B or C); implantation of fresh versus frozen embryos; sexed or not sexed embryos; and split embryos or embryos left whole.

#### **How Accurate Are the DG29 Test Results?**

Research published in the Canadian Veterinary Journal has proven the DG29 test to be over 99 percent accurate. For the most accurate results, dairy and beef producers must follow the blood collection timeline indicated above. In addition, false results may be generated if embryo mortality occurred prior to or at the time the blood sample was collected.

#### **What Are the Advantages of DG29?**

DG29 is a convenient, cost-efficient option for pregnancy testing between veterinary visits. Quick turnaround time allows animals to be re-entered into an artificial insemination or synchronization program sooner, which decreases days open and increases profits.

DG29 can be performed at 29 days post breeding or up to six days earlier than palpation. Test results can be received on the farm before palpation can even be performed.

#### **How Are Samples Collected?**

Blood samples should be drawn from the vein located under the animal's tail. Fill the red-topped blood tube (included with the purchase of the DG29 test) until the blood stops flowing. At least 2cc of blood are

needed to complete the test. Each tube must be labeled with the tube number and animal identification to ensure accurate results. In addition, a DG29 test submission form must be included with all blood samples sent to the laboratory. Detailed instructions on how to collect the samples are included in each DG29 test kit.

*Note: It is important to use a new needle for each blood sample to avoid cross contamination.*

## How are Results Reported?

Each animal is reported with a positive (pregnant) or negative (open) test result. If the level of pregnancy-related protein for any given animal is abnormal for the days post breeding reported, comments are included with the results. All results are returned by e-mail, fax or mail per member/customer request.

## What is Included in the Price of the Test?

There are two purchasing options. The first option is to purchase a complete kit. The complete kit includes the required red-topped blood tubes, disposable needles, a needle holder and hazardous material shipping containers. The shipping of the kit to the farm or ranch and the price of the test analysis are also included in the cost of the complete kit. The complete kit is available in quantities of 24, 48, 72 or 144 blood tubes/DG29 tests.



The second option is to purchase only the red-topped blood tubes and test analysis. This option is packaged in quantities of 48, 72, 144 or 288 blood tubes/DG29 tests, and does not include the cost of shipping the blood tubes to the farm or ranch. Individual needles, the needle holder and hazardous material shipping containers may be purchased separately.

All DG29 samples sent to the lab *must* be submitted in the CRI provided red-topped blood tubes. This ensures quick and accurate results. With both purchasing options, the member or customer must pay the shipping charges for transporting the blood samples from the farm to the laboratory.

## Can DG29 Blood Samples Be Sent Via the United States Postal Service?

DG29 blood samples can easily be shipped to the laboratory via the United States Postal Service (USPS). Place the provided red-topped blood tube(s) into the plastic hazardous material shipping container(s) supplied with the test kit. Place the protective container(s) into a cardboard box and seal. Write "Exempt Animal Specimen" on the outside of the box along with the address to the laboratory. Samples may also be sent to the laboratory by UPS or FedEx. Refrigeration of the blood sample is not necessary. Samples may be in transit for up to a week without compromising the test results. Mailing procedures are included in DG29 complete test kits.

## Where Can DG29 Test Kits Be Purchased?

DG29 test kits can be purchased by contacting your local AgSource or Genex representatives. Test kits can also be purchased by contacting AgSource at 800-236-0097, calling Genex customer service at 888-333-1783, or ordering online through the Genex Profit Shop at [profitshop.crinet.com](http://profitshop.crinet.com).

## ROLLING HERD AVERAGES

Month of 8 / 2011

Name	Test Date	B	Cows	Age	Milk	%	Fat	%	Pro	3X	CY
<b>SUPERVISED</b>	<b>HOLSTEIN</b>	<b>TOP</b>	<b>350</b>	<b>HERDS</b>							
TOM & GIN KESTELL & SONS	8/24/2011	H	94.1	3-0	35,091	3.9	1,355	3.1	1,083	3X	3644
BRICKSTEAD DAIRY LLC	8/22/2011	H	778.8	3-0	33,314	3.6	1,189	3.1	1,023	3X	3298
KEVIN & DEBRA KIRSCH	8/10/2011	H	214.8	3-5	30,310	4.1	1,229	3.0	918		3131
PINEHURST FARM	8/16/2011	H	18.4	3-4	29,218	4.4	1,285	3.1	901	3X	3074
TONY SIMON	8/25/2011	H	258.3	3-6	30,878	3.6	1,110	3.1	950	3X	3072
MEADOWBROOK HOLSTEINS	8/31/2011	H	445.6	3-2	31,594	3.5	1,092	3.0	961	3X	3058
SHILOH DAIRY	8/9/2011	H	1592.8	3-3	29,143	3.8	1,105	3.1	897	3X	2990
VANDOSKE FARMS	8/1/2011	H	404.4	3-5	30,431	3.6	1,080	3.0	905	3X	2960
OMRO DAIRY	8/25/2011	H	2433.5	3-0	28,768	3.7	1,073	3.1	886	3X	2924
MAYER FARMS	8/11/2011	H	64.6	3-8	30,192	3.7	1,108	2.8	850	3X	2895
WAYSIDE DAIRY LLC	8/19/2011	H	1630.9	2-9	27,952	3.8	1,062	3.1	867	3X	2881
EMERALD-ACRES	8/7/2011	H	501.2	3-6	27,305	4.1	1,111	3.1	841		2869
VORPAHL FARMS INC	8/29/2011	H	1261.4	3-0	29,407	3.5	1,031	3.0	889	3X	2861
GREENDALE DAIRY FARM	8/22/2011	H	471.4	2-10	29,494	3.5	1,042	3.0	876	3X	2860
TIDY VIEW DAIRY	8/11/2011	H	6603.7	3-4	28,558	3.6	1,035	3.1	874	3X	2847
SUNNYSIDE DAIRY FARMS	8/3/2011	H	291.5	3-0	27,137	4.0	1,080	3.1	834	3X	2845
ROSENDALE DAIRY	8/16/2011	H	7865.1	3-3	28,626	3.6	1,023	3.1	882	3X	2840
MATT HELD	8/13/2011	H	256.1	3-9	29,169	3.6	1,037	3.0	867	3X	2839
VANDE HEI DAIRY FARMS	8/28/2011	H	315.6	3-5	27,692	3.8	1,061	3.0	835	3X	2834
DAIRY DREAMS	8/5/2011	H	2722.7	2-11	27,834	3.8	1,056	3.0	836	3X	2827
MEYER FARMS INC	8/4/2011	H	474.1	3-0	29,258	3.6	1,056	2.9	837	3X	2826
JOE & KELLY MERTENS	8/25/2011	H	432.2	3-4	28,345	3.6	1,031	3.0	860	3X	2821
A-OK FARMS LLC	8/4/2011	H	475.7	3-2	28,173	3.7	1,052	3.0	834	3X	2817
DAVID & DANIEL MULLIKIN	8/12/2011	H	151.6	3-7	27,679	3.8	1,047	3.0	831	3X	2806
RANDY & ANNE HUTTERER	8/22/2011	H	49.3	3-5	29,484	3.4	1,003	3.0	872		2792
TOM & KAREN TILKENS	8/13/2011	H	74.0	3-2	27,682	3.6	1,001	3.1	868		2786
BONDE ACRES DAIRY FARM	8/10/2011	H	148.9	3-2	29,358	3.4	986	3.0	886		2786
PATTY DUFEK	8/30/2011	H	473.9	4-0	28,978	3.4	994	3.0	871	3X	2777
STAHL BROS LLC	8/4/2011	H	1280.5	3-1	28,129	3.6	1,020	3.0	835	3X	2768
ALAN KUDICK	8/6/2011	H	67.9	3-1	27,469	3.7	1,021	3.0	829		2762
THOMPSON GOLD DUST DAIRY	8/2/2011	H	1902.5	3-3	27,763	3.6	1,004	3.0	845	3X	2758
DALE & CHERYL WAGNER	8/22/2011	H	289.0	3-5	28,438	3.5	992	3.0	852	3X	2748
CASSIE ZIRBEL	8/11/2011	H	110.9	3-5	26,665	3.8	1,009	3.1	829	3X	2745
NEW HORIZONS DAIRY	8/17/2011	H	685.8	3-5	27,062	3.7	1,002	3.1	835	3X	2742
WILLIAM SCHULTZ	8/12/2011	H	89.1	3-6	25,681	4.1	1,051	3.1	803		2740
MCCULLEY DAIRY FARMS	8/15/2011	H	208.1	3-7	28,229	3.5	976	3.1	862	3X	2737
SOARING EAGLE FARM LLC	8/12/2011	H	1069.1	3-2	28,588	3.4	964	3.1	872	3X	2732
JIM MELICHAR	8/18/2011	H	765.8	3-3	26,867	3.7	1,005	3.1	820	3X	2725
COUNTRY AIRE	8/24/2011	H	2328.0	3-4	28,315	3.4	969	3.0	853	3X	2713
KINNARD FARMS INC	8/3/2011	H	2289.6	3-2	28,632	3.5	990	2.9	828	3X	2710
SUREVIEW	8/25/2011	H	81.2	3-1	27,133	3.7	991	3.0	819		2701
GREENLEAF LEDGE DAIRY LLC	8/9/2011	H	400.1	2-10	28,055	3.5	979	3.0	831	3X	2698
HELMER DAIRY FARM INC	8/27/2011	H	73.8	3-5	25,678	3.8	971	3.3	835		2695
SPLITRAIL ACRES LLC	8/31/2011	H	103.2	3-6	26,406	3.8	992	3.1	806		2685
SPLITRAIL ACRES LLC	8/5/2011	H	102.5	3-7	26,444	3.7	985	3.1	810		2680
PAUL & TAMMIE NAGEL	8/10/2011	H	53.1	3-11	26,377	3.8	998	3.0	790		2672
JIM & CHRIS KROEPLIEN	8/23/2011	H	461.3	3-5	24,743	4.2	1,026	3.2	778	3X	2655
HANKE FARMS INC	8/19/2011	H	708.0	3-3	27,053	3.6	981	2.9	795	3X	2651
DAIRYLAND LLC	8/30/2011	H	2603.1	2-8	28,274	3.3	938	3.0	844	3X	2651
DRAKE DAIRY INC	8/11/2011	H	1479.6	3-3	27,353	3.4	934	3.1	845	3X	2648
DAVID LALLENSACK	8/4/2011	H	115.9	3-6	25,025	3.9	977	3.2	791		2642
MOUNTAINVIEW DAIRY LLC	8/27/2011	H	1089.2	3-1	27,479	3.5	947	3.0	826	3X	2641
FISCHERS CLOVER VIEW FARM	8/30/2011	H	363.5	3-3	27,713	3.5	977	2.9	793	3X	2640
TODD & JANET HABERMANN	8/24/2011	H	18.6	3-3	25,820	3.7	954	3.2	815		2639
ROY & BRIDGET SIEMEN	8/10/2011	H	97.8	3-2	26,598	3.5	942	3.1	828		2637
SALZSIEDER FARMS LLC	8/16/2011	H	68.4	3-3	26,791	3.6	955	3.0	813		2636
CHEESEVILLE DAIRY	8/16/2011	H	578.9	3-4	26,904	3.5	941	3.1	826	3X	2632
HI-TOWER-FARMS	8/8/2011	H	279.3	3-3	28,292	3.3	935	2.9	832	3X	2629
SUES-MOOS DAIRY	8/9/2011	H	90.6	3-2	24,649	4.0	975	3.1	775		2617
STRUTZ FARM INC	8/12/2011	H	1022.3	3-2	26,268	3.6	943	3.1	808	3X	2611
D & G HOLSTEINS	8/16/2011	H	99.7	3-5	26,235	3.7	964	3.0	783		2608
OLD SETTLERS DAIRY LLC	8/25/2011	H	98.3	3-5	27,545	3.4	930	3.0	819		2604
DENNIS H VOGT	8/5/2011	H	90.3	2-11	26,355	3.6	940	3.1	804		2600
THOMAS MUELLER	8/10/2011	H	95.9	3-0	25,793	3.6	934	3.1	809		2599
IHLENFELD FARMS LLC	8/24/2011	H	368.9	3-8	28,003	3.3	920	2.9	822	3X	2591
LIBERTYLAND FARMS INC	8/8/2011	H	94.7	3-2	26,166	3.6	946	3.0	791	3X	2591
ROBERT AND PEGGY WEBB	8/25/2011	H	740.7	3-9	25,657	3.8	966	3.0	768	3X	2591
JOEL&JULIE KESTELL	8/2/2011	H	56.5	3-0	26,241	3.6	936	3.0	799		2587
LIBERTY VAL DAIRY	8/11/2011	H	258.9	3-2	25,898	3.7	949	3.0	784		2586
TAUSCHER FARMS	8/19/2011	H	250.9	3-0	26,402	3.6	943	3.0	789	3X	2583
HIGHLAND DAIRY LLC	8/31/2011	H	326.2	3-9	27,522	3.3	919	3.0	814	3X	2579
LEVEL ACRES DAIRY INC	8/6/2011	H	199.6	3-6	25,666	3.7	959	3.0	765		2575
LARRY WILTERDINK	8/8/2011	H	83.5	3-7	25,193	3.7	940	3.1	784		2573

## ROLLING HERD AVERAGES

Month of 8 / 2011

Name	Test Date	B	Cows	Age	Milk	%	Fat	%	Pro	3X	CY
RAGNAR HOLSTEINS	8/31/2011	H	79.0	3-10	24,536	3.8	937	3.2	784		2570
RED BEECH DAIRY	8/2/2011	H	586.5	3-7	26,698	3.5	935	2.9	786	3X	2566
CEDAR LAWN DAIRY	8/22/2011	H	175.5	3-9	25,366	3.7	949	3.0	769	3X	2566
GENE AND SUSAN BEIMBORN	8/26/2011	H	60.4	3-2	24,721	3.9	952	3.0	750		2544
SANRIC HOLSTEINS	8/11/2011	H	179.0	3-0	26,201	3.5	913	3.0	794		2543
RUSSELL & TERESA BRAUN	8/3/2011	H	158.9	3-2	25,988	3.6	925	3.0	776	3X	2537
WALL DAIRY	8/4/2011	H	113.3	4-3	26,804	3.4	901	3.0	802	3X	2535
DEAN & RENEE FISCHER	8/3/2011	H	117.8	3-2	25,217	3.7	923	3.1	775	3X	2533
TROY KLEIN	8/18/2011	H	62.8	3-6	23,983	4.0	965	3.1	742		2532
DALE LIMBERG	8/17/2011	H	48.8	3-8	25,367	3.7	925	3.0	770		2529
RODNEY-SUSAN LEITERMAN	8/10/2011	H	460.8	3-5	26,553	3.4	913	3.0	784	3X	2528
TEEMAR	8/2/2011	H	87.5	3-2	23,871	4.0	946	3.1	740		2522
HABECK HOMESTEAD FARMS	8/11/2011	H	363.8	3-7	26,317	3.5	913	3.0	778	3X	2520
TOM PAIDER	8/18/2011	H	43.2	3-0	25,000	3.7	924	3.1	764		2519
DIEDERICH FARM	8/1/2011	H	297.8	2-11	26,065	3.4	897	3.1	794	3X	2518
JAY AND AMY KRAHN	8/1/2011	H	201.3	3-2	26,047	3.6	924	2.9	759	3X	2510
CONARD FARMS	8/26/2011	H	288.3	3-1	24,862	3.7	923	3.1	758		2509
REAR VU DAIRY	8/8/2011	H	68.6	3-0	24,390	3.8	929	3.1	747		2504
HIGHLAND CROSSING LLC	8/26/2011	H	785.8	3-1	24,120	3.8	922	3.1	754	3X	2503
ROBIN VIEW DAIRY	8/15/2011	H	1110.8	3-2	26,207	3.4	900	3.0	776	3X	2497
STRACK-VIEW FARMS	8/17/2011	H	246.6	3-7	24,847	3.7	925	3.0	745	3X	2494
LARRY J SHAMBEAU	8/17/2011	H	187.9	3-3	25,294	3.6	912	3.0	757	3X	2490
KYLE & BRYAN MAUK	8/9/2011	H	43.9	3-10	24,850	3.7	920	3.0	748		2490
IRISH ACRES LLP	8/29/2011	H	430.2	3-5	24,917	3.7	925	3.0	739	3X	2485
RANDY HACKMANN	8/5/2011	H	127.5	3-8	25,155	3.5	891	3.1	774		2481
GEHRING VIEW FARMS	8/23/2011	H	252.7	3-11	24,823	3.7	906	3.1	756	3X	2480
TOM HOCHKAMMER HOLSTEINS	8/29/2011	H	52.4	3-1	24,916	3.6	885	3.1	778		2478
WOLFGANG DAIRY LLC	8/17/2011	H	663.5	3-0	25,081	3.5	886	3.1	773	3X	2472
V-LANDER HOLSTEINS	8/29/2011	H	384.5	2-6	23,746	3.9	918	3.1	735	3X	2470
KEVIN MAUK	8/10/2011	H	50.1	3-3	24,674	3.7	918	3.0	732		2464
WARREN ALLEN	8/3/2011	H	109.4	3-5	24,124	3.8	915	3.0	734		2463
RIVERBACK FARMS	8/30/2011	H	422.6	3-7	23,897	3.8	917	3.1	728	3X	2458
SAN-RON HOLSTEINS	8/24/2011	H	631.8	4-1	24,210	3.7	904	3.1	742	3X	2457
LE-MANN DAIRY	8/2/2011	H	72.8	3-8	24,188	3.7	896	3.1	748		2454
PAUL TURBA	8/17/2011	H	54.6	3-4	24,077	3.7	902	3.1	741		2453
DARYL & KAREN OHEARN	8/24/2011	H	111.0	3-6	24,050	3.7	884	3.1	756		2446
JEROME & TRACY LEVASH	8/18/2011	H	45.6	3-3	24,087	3.8	902	3.0	731		2439
MISSION BELL FARM	8/25/2011	H	100.1	4-1	23,344	3.9	915	3.1	713		2432
NICK VAN GHEEM	8/10/2011	H	78.6	2-10	25,375	3.5	880	3.0	752		2432
MARK AND JUDY RAHMLow	8/25/2011	H	187.8	3-1	23,355	3.9	909	3.1	712		2424
GARY-LEE FARMS	8/25/2011	H	249.9	3-4	25,022	3.5	863	3.0	761		2419
HILBELINK FARMS INC	8/9/2011	H	229.0	3-11	25,358	3.5	892	2.9	729	3X	2418
DRISCOLL FARMS	8/9/2011	H	455.8	3-6	25,101	3.5	878	3.0	744	3X	2418
JACK & WENDY SCHNELLE	8/9/2011	H	256.2	3-3	24,725	3.5	859	3.1	764		2417
PLEASANT VIEW DAIRY	8/4/2011	H	174.5	3-4	24,397	3.7	899	3.0	719	3X	2416
DAVE GWIDT	8/23/2011	H	66.6	2-11	23,035	3.9	904	3.1	712		2416
STENCIL FARMS	8/23/2011	H	1438.0	3-0	25,599	3.4	871	2.9	748	3X	2411
WM THULL FARMS	8/4/2011	H	310.2	3-8	24,128	3.7	881	3.0	732	3X	2407
ZIRBELS DAIRY FARM	8/31/2011	H	729.4	3-2	23,547	3.8	897	3.0	711	3X	2403
DEAN SCHOESSOW	8/9/2011	H	56.8	3-6	24,710	3.5	873	3.0	731		2392
BRI-BON DAIRY	8/31/2011	H	62.2	3-6	24,750	3.3	825	3.2	782		2389
D C DAIRY	8/16/2011	H	78.0	3-10	24,643	3.5	872	3.0	727		2384
DEAN BRANDT	8/15/2011	H	89.3	3-6	23,740	3.7	879	3.0	717		2383
MAJESTIC MEADOW DAIRY LLC	8/25/2011	H	876.6	3-3	22,379	4.0	899	3.1	698	3X	2382
DAVID GARTMAN	8/1/2011	H	117.6	3-9	23,790	4.0	942	2.9	698		2379
DICK & JACOB HALVERSON	8/18/2011	H	101.7	3-4	23,894	3.6	866	3.0	727		2376
REEDS-VU DAIRY FARMS	8/9/2011	H	189.7	3-0	23,512	3.7	871	3.1	720		2375
RONALD & SUSAN HACKMANN	8/2/2011	H	109.0	3-4	23,024	3.9	894	3.0	696		2374
SANDY LOAM FARM	8/2/2011	H	220.5	3-8	23,151	3.8	875	3.1	708		2364
ZIEMER STONEY ACRES	8/3/2011	H	112.6	3-8	23,246	3.7	863	3.1	716		2357
PEICHL FARMS	8/16/2011	H	116.8	3-5	23,560	3.6	857	3.1	722		2355
AMERI-KRAHN HOLSTEINS	8/30/2011	H	163.3	3-7	23,421	3.6	849	3.1	729	3X	2353
HOLSCHBACH CLOVEREDGE FMS	8/15/2011	H	534.8	2-11	23,949	3.6	858	3.0	720	3X	2353
FRANK & LARRY SPRANGERS	8/15/2011	H	233.0	3-3	23,601	3.6	840	3.1	739		2353
DICK&BRIAN MICKE	8/8/2011	H	540.4	3-2	24,720	3.4	848	2.9	727	3X	2346
JAMES T LEPICH	8/5/2011	H	639.7	3-9	24,655	3.4	830	3.0	742		2340
MARVIN J KUTZ	8/16/2011	H	64.1	3-7	23,375	3.7	870	3.0	695		2337
STRAUSS FARM HOLSTEINS	8/2/2011	H	108.3	3-5	21,994	3.9	857	3.2	702		2329
MARK & THERESE SCHMIDT	8/3/2011	H	145.2	3-5	22,940	3.7	853	3.1	706		2327
EASTWIND DAIRY FARM	8/10/2011	H	354.6	2-11	22,077	4.1	895	3.1	681	3X	2323
MERKLINE HOLSTEINS	8/24/2011	H	155.5	3-8	23,461	3.6	844	3.0	713		2322
HIDE A-WAY ACRES	8/12/2011	H	237.5	3-4	23,455	3.6	834	3.1	720		2316
RM HOLSTEINS	8/10/2011	H	133.2	3-1	22,418	3.8	855	3.1	695		2315
JOE WOLF	8/25/2011	H	178.7	4-3	22,927	3.8	862	3.0	682	3X	2307
UNITED VISION DAIRY LLC	8/23/2011	H	695.8	2-11	23,870	3.5	837	3.0	704	3X	2297
JOHN & LORI JENS	8/4/2011	H	71.9	3-3	23,340	3.6	835	3.0	703		2294

## ROLLING HERD AVERAGES

Month of 8 / 2011

Name	Test Date	B	Cows	Age	Milk	%	Fat	%	Pro	3X	CY
GARY PRINCL	8/1/2011	H	71.9	3-6	22,195	3.8	841	3.1	694		2292
HENSCHER HOLSTEIN	8/27/2011	H	167.3	3-3	22,152	3.8	840	3.1	695		2292
JAMES & JOSEPHINE WAVRUNEK	8/19/2011	H	115.8	3-3	22,557	3.7	829	3.1	706		2290
TRIPLE MAPLE DAIRY LLC	8/15/2011	H	130.3	3-0	23,159	3.5	821	3.1	714		2288
MARK DENOR	8/9/2011	H	193.8	3-0	22,438	3.7	832	3.1	700		2286
STEVE & RACHEL POST	8/23/2011	H	96.0	4-0	22,120	3.9	857	3.0	672		2286
DOUGLAS & BETTY KOHLWEY	8/11/2011	H	173.1	3-3	24,519	3.2	795	3.0	741		2283
JOHN VAN DEURZEN	8/2/2011	H	46.8	3-1	21,894	3.8	839	3.2	689		2282
PROSPECT DAIRY	8/17/2011	H	57.8	3-7	21,907	3.9	845	3.1	682		2282
JOHN & LORI JENS	8/31/2011	H	72.4	3-2	23,313	3.6	829	3.0	700		2280
RALPH HACKMANN	8/9/2011	H	45.8	3-6	22,307	3.8	845	3.0	678		2275
RHINESTONE FARMS	8/2/2011	H	59.3	3-4	21,789	3.9	838	3.1	683		2272
GOLDEN RAIL DAIRY LLC	8/4/2011	H	153.5	2-11	21,528	3.9	838	3.2	680		2268
BRUNMEIER DAIRY FARM	8/3/2011	H	335.0	3-2	22,976	3.5	808	3.1	714	3X	2267
KLUGSTEAD CORP	8/1/2011	H	40.4	3-10	21,274	4.0	839	3.2	673		2260
MARK DEMASTER	8/4/2011	H	130.4	3-3	22,077	3.8	833	3.1	676		2254
DAVID VANDER LINDEN	8/4/2011	H	94.1	3-6	23,435	3.5	829	2.9	681		2252
CONDALE ACRES	8/22/2011	H	89.1	3-3	22,241	3.7	816	3.1	692		2250
ROB JUNEAU	8/27/2011	H	51.6	3-9	23,558	3.4	790	3.1	721		2248
RUNNING CREEK FARM	8/26/2011	H	41.9	3-5	21,260	3.9	827	3.2	676		2246
ALMETA FARMS	8/13/2011	H	220.0	3-3	22,317	3.7	832	3.0	671		2245
MICHAEL PAULUS	8/22/2011	H	467.2	3-5	22,300	3.7	822	3.1	682		2245
BREUNIGS K-J-R-T FARMS	8/8/2011	H	68.2	3-5	22,171	3.9	853	3.0	658		2244
LARDINOIS FARMS LLC	8/18/2011	H	603.2	3-3	23,524	3.4	808	3.0	698	3X	2243
RANDALL A GEIGER	8/31/2011	H	41.9	3-7	22,703	3.6	827	3.0	676		2243
GLENN & DEBBY OTTO	8/23/2011	H	143.4	3-5	22,022	3.7	820	3.1	679	3X	2238
KLUGSTEAD CORP	8/31/2011	H	40.5	3-8	21,025	4.0	830	3.2	666		2236
BLAZING PONDEROSA	8/31/2011	H	38.3	3-4	22,523	3.6	806	3.0	686		2225
RANDALL A GEIGER	8/1/2011	H	41.5	3-6	22,467	3.7	819	3.0	669		2221
SAXON HOMESTEAD FARMS	8/18/2011	H	501.1	3-2	19,279	4.3	834	3.4	648		2214
MAPLE GROVE FARM	8/23/2011	H	136.5	3-4	23,467	3.4	789	3.0	697		2212
COUNTY-LINE FARMS	8/17/2011	H	238.2	3-7	22,140	3.7	811	3.0	670		2210
GLENN & LINDA UBBELOHDE	8/13/2011	H	74.2	4-1	21,471	3.8	818	3.1	661		2209
DAVE AND PAM HODGSON	8/9/2011	H	33.1	3-8	21,320	3.9	826	3.0	649		2205
TRINITY HOLSTEINS LLC	8/26/2011	H	484.1	3-2	23,164	3.5	799	2.9	674	3X	2195
TOM & MARY DWYER	8/19/2011	H	75.1	4-0	21,636	3.8	817	3.0	649		2190
CURTISS BECKER	8/13/2011	H	99.3	3-5	22,203	3.7	817	2.9	648		2188
DOUBLE STAR FARMS	8/27/2011	H	73.8	3-5	22,309	3.5	785	3.1	679		2182
HOMESTEAD RANGE	8/2/2011	H	70.8	4-5	23,892	3.2	754	3.0	715		2182
HERRMANN DAIRY FARMS	8/6/2011	H	143.7	3-1	21,595	3.7	801	3.1	660		2181
TODD ABRAHAM	8/11/2011	H	21.3	3-8	21,630	3.7	796	3.1	662		2176
OHEARNS IRISH DAIRY FARM	8/3/2011	H	570.8	3-2	21,079	3.9	813	3.1	642		2175
MARK SCHURICHT	8/23/2011	H	170.0	3-10	21,130	3.8	803	3.1	650	3X	2170
JACOB STERN	8/4/2011	H	116.3	3-3	21,857	3.6	791	3.0	664		2170
MILLER - CREST FARMS	8/9/2011	H	45.8	3-8	21,857	3.6	791	3.0	661		2166
MARK AND CAROL GARTMAN	8/1/2011	H	102.3	4-0	21,958	3.6	799	3.0	651		2164
GLENN & KATHY RENTMEESTER	8/29/2011	H	60.2	3-7	21,967	3.6	794	3.0	655		2162
NAN-WAY HOLSTEINS	8/9/2011	H	154.6	3-10	21,682	3.7	800	3.0	646		2159
RIDGELAND FARMS INC	8/19/2011	H	68.6	3-0	22,484	3.6	814	2.8	633		2156
LEDGE VIEW DAIRY	8/12/2011	H	144.9	3-5	22,271	3.5	783	3.0	662		2154
PAYNDALE HOLSTEINS	8/4/2011	H	73.8	3-8	20,863	4.0	827	3.0	631		2152
STREBEL FARM 1	8/11/2011	H	152.0	2-11	22,241	3.5	767	3.0	677		2150
GUTTMANN DAIRY LLC	8/17/2011	H	143.7	3-8	22,338	3.4	760	3.1	683		2148
PERRONNE HOLSTEINS	8/10/2011	H	42.2	3-1	20,393	3.8	777	3.2	656		2139
STREBEL FARM 11	8/10/2011	H	98.7	3-7	21,319	3.7	786	3.0	645		2136
CORY AND MEGAN GABOR	8/8/2011	H	62.5	4-1	22,851	3.4	772	2.9	660		2133
TERRY ABRAHAM	8/11/2011	H	36.4	3-8	21,822	3.6	779	3.0	649		2130
STAHL'S DAIRY FARM	8/6/2011	H	553.4	3-5	22,775	3.4	766	2.9	662	3X	2126
TODD K RORTVEDT	8/3/2011	H	52.2	3-1	21,128	3.7	787	3.0	635		2124
ELMLO DAIRY FARM	8/15/2011	H	90.0	4-0	21,013	3.7	786	3.0	636		2124
CHRIS/TRACY WIDDER	8/5/2011	H	59.3	3-8	21,610	3.6	776	3.0	646		2121
JOHN BORN	8/9/2011	H	48.6	4-0	21,919	3.6	781	2.9	637		2116
TERRY AND BARB GROH	8/1/2011	H	47.2	3-10	21,640	3.6	777	3.0	641		2115
JOHN & MARILYN ROBLEY	8/1/2011	H	84.7	3-2	20,992	3.7	777	3.1	639		2114
STENDER FARMS	8/20/2011	H	76.8	4-1	19,677	3.9	770	3.2	635		2099
SCHLADWEILER FM OPER LLC	8/2/2011	H	117.0	3-4	22,120	3.4	759	2.9	649		2098
GARY HYNEK	8/10/2011	H	189.2	2-11	21,276	3.6	767	3.0	639		2097
GERALD & LOIS HERR	8/16/2011	H	65.6	3-10	21,124	3.6	767	3.0	637		2095
KEITH & MICCA SCHUELLER	8/10/2011	H	176.2	3-8	21,649	3.5	759	3.0	641	3X	2087
MATT & SARAH WINKER	8/25/2011	H	157.9	3-9	21,665	3.5	752	3.0	647		2084
JOHN & PAT KIEKHAEFER	8/6/2011	H	50.2	3-6	19,553	4.0	782	3.1	611		2084
SELECT GENETICS	8/23/2011	H	213.6	3-1	20,446	3.7	759	3.0	619	3X	2057
STAN MEINERT	8/6/2011	H	109.3	3-1	20,201	3.7	742	3.1	621		2034
JASON BAROUN	8/3/2011	H	74.7	3-6	19,808	3.8	743	3.1	617		2030
JOHN J PAULUS	8/4/2011	H	261.8	3-7	21,446	3.4	733	2.9	629		2029
LIERMANN HOLSTEINS	8/3/2011	H	35.6	4-9	20,000	3.7	737	3.1	623		2029

## ROLLING HERD AVERAGES

Month of 8 / 2011

Name	Test Date	B	Cows	Age	Milk	%	Fat	%	Pro	3X	CY
ANTHONY CAPPELLE	8/22/2011	H	39.2	3-11	20,611	3.5	712	3.1	647		2023
TRIANGLE ACRES	8/30/2011	H	201.8	3-6	20,052	3.8	766	3.0	593	3X	2022
BORLEN FAMILY FARM LLC	8/12/2011	H	44.8	4-5	19,429	3.8	745	3.1	608		2021
JOHN & CARYN SAGER	8/1/2011	H	60.3	3-10	20,615	3.7	752	2.9	601		2020
RICHARD LANSER	8/16/2011	H	111.9	4-4	19,567	3.9	759	3.0	591		2016
MICHAEL LETTOW	8/4/2011	H	37.7	3-5	20,935	3.5	732	3.0	617		2011
MILKY WAY DAIRY	8/24/2011	H	45.8	3-9	19,169	3.9	745	3.1	593		2000
MARK AND CHERYL ALLEN	8/13/2011	H	47.5	3-1	19,213	3.9	741	3.1	595		1996
GARY BICHLER	8/23/2011	H	118.6	3-0	20,615	3.5	715	3.0	624	3X	1995
DEAN AND MARY ABTS	8/12/2011	H	103.4	3-10	20,709	3.4	694	3.1	641		1986
RUDY STAPEL	8/13/2011	H	83.5	3-7	18,436	4.0	740	3.2	582		1977
DENNIS KUHAUPT	8/2/2011	H	42.0	4-2	19,083	3.8	732	3.1	587		1971
DONALD AND CLARA BUCKMAN	8/16/2011	H	55.7	3-10	19,334	3.7	721	3.0	587		1953
JODY & DAWN WITTEGREVE	8/12/2011	H	74.5	3-10	18,429	3.9	710	3.2	596		1950
THREE M FARM	8/23/2011	H	128.0	4-5	18,027	4.0	726	3.2	572		1942
PAUL & THERESA SORENSON	8/26/2011	H	44.4	3-2	18,122	4.1	741	3.1	567		1935
TED OTTO	8/5/2011	H	116.6	3-11	18,139	4.0	719	3.1	564		1919
WILLOW CREEK FARMS	8/17/2011	H	161.2	3-6	19,082	3.5	669	3.2	606		1899
MELIUS FARMS INC	8/11/2011	H	88.9	4-0	19,108	3.8	733	2.9	556		1895
BREEZY ACRES	8/24/2011	H	477.5	3-10	19,196	3.5	661	3.1	588		1860
DAVID & LINDA TENDOLLE	8/20/2011	H	140.0	4-10	18,418	3.7	680	3.0	560		1851
KAS-BRO REGISTERED HOLSTE	8/19/2011	H	137.6	4-8	20,055	3.2	636	3.0	609		1849
GLEN LEBAL	8/17/2011	H	38.6	4-1	17,993	3.9	709	3.0	538		1835
JENNIFER RIEDERER	8/18/2011	H	82.1	3-0	20,157	3.1	620	3.1	615		1832
NEITZEL FARM	8/3/2011	H	24.1	3-11	17,816	3.8	684	3.0	540		1829
RATE HAVEN FARM	8/9/2011	H	21.9	4-9	18,629	3.6	675	3.0	549		1827
UEBELE FARMS INC	8/2/2011	H	129.3	4-2	18,667	3.6	671	3.0	553		1826
JOE KERSTEN	8/4/2011	H	36.1	3-9	17,816	3.9	694	3.0	533		1818
DAVID HARTLAUB	8/6/2011	H	53.0	4-0	18,156	3.7	672	3.0	539		1808
PLEASANT VIEW BEEF&DAIRY	8/23/2011	H	113.1	4-0	17,917	3.6	650	3.1	553		1794
ANDREW STUECK	8/4/2011	H	50.9	3-11	17,913	3.6	644	3.1	557		1790
DAVID LETTOW	8/30/2011	H	100.9	3-0	17,611	3.7	655	3.0	535		1777
TONY & PATTY KRAYNIK	8/6/2011	H	59.2	3-9	17,549	3.6	639	3.0	534		1750
KEITH&LISA BRUNNER HO	8/26/2011	H	51.0	4-2	17,193	3.8	654	3.0	509		1735
CAVA-LANES HOLSTEINS	8/20/2011	H	47.8	4-0	17,336	3.7	639	3.0	519		1729
DON SCHNEIDER	8/26/2011	H	50.2	3-7	15,438	3.9	608	3.2	499		1654
BILL HILDEBRANDT	8/8/2011	H	39.2	4-3	14,643	4.0	588	3.4	494		1617
JOE AND JEAN WAVRUNEK	8/23/2011	H	72.8	3-1	15,883	3.9	624	3.0	470		1602
R-SQUARE FARMS LLC	8/10/2011	H	124.6	3-6	15,066	4.0	602	3.1	465		1587
KEITH&LISA BRUNNER WW	8/26/2011	W	107.1	3-5	15,531	3.9	605	3.0	464		1582
VANDENAVOND FARMS LLC	8/5/2011	H	72.9	4-6	15,022	3.8	576	3.1	461		1550
ADAM BECK	8/26/2011	H	48.0	3-3	14,347	3.8	540	3.1	448		1475
GEHRING FARMS	8/22/2011	H	124.5	4-3	13,928	3.9	545	3.1	424		1446

## SUPERVISED COLORED TOP 25 HERDS

MEADOWBROOK BROWN SWISS	8/31/2011	B	23.5	2-11	28,150	3.8	1,081	3.2	904	3X	2964
MAYER FARMS	8/11/2011	B	13.1	4-2	27,722	4.1	1,145	3.1	848	3X	2893
D AND D JERSEYS	8/29/2011	J	60.9	3-4	21,090	4.9	1,037	3.7	771		2637
TOM HOCHKAMMER JERSEYS	8/29/2011	J	20.9	3-0	19,474	4.8	929	3.5	688		2352
CASEY & SARA HOCHKAMMER MIX	8/29/2011	X	173.8	3-3	21,095	4.0	848	3.3	699		2312
FRANK & LARRY SPRANGERS	8/15/2011	J	24.5	3-10	19,192	4.5	858	3.6	683		2308
TODD & JANET HABERMANN	8/24/2011	B	35.3	3-9	20,394	4.1	832	3.5	706		2298
PROUD HERITAGE JERSEYS	8/19/2011	J	131.2	3-2	18,722	4.4	816	3.5	661		2211
STRAUSS DAIRY BROWN SWISS	8/2/2011	B	64.5	3-2	18,055	4.4	798	3.5	637		2149
LE-MANN DAIRY	8/2/2011	J	13.1	4-9	16,978	4.7	799	3.7	627		2138
DON WILTERDINK	8/18/2011	J	70.9	3-7	16,428	4.8	796	3.7	607		2077
MAXED OUT	8/24/2011	B	106.3	4-0	18,572	3.9	715	3.4	634		2013
SUN-E-HILL DAIRY	8/16/2011	X	45.5	3-2	17,633	4.2	741	3.4	596		2001
NETHERHILLS FARMS	8/10/2011	B	15.8	3-7	18,955	3.8	713	3.2	601		1961
DOBERPUHL FARMS LLC	8/25/2011	J	92.0	3-5	16,495	4.4	728	3.5	569		1943
TODD & JANET HABERMANN	8/24/2011	A	25.7	3-11	17,719	4.0	714	3.3	584		1940
MAPLE GROVE FARM	8/23/2011	M	12.7	3-10	19,175	3.5	666	2.9	557		1823
PERRONNE JERSEYS	8/10/2011	J	20.5	3-2	12,909	5.2	671	3.8	494		1691
DAVE AND PAM HODGSON	8/9/2011	J	11.8	4-0	13,661	4.9	672	3.6	493		1686
DAY - KEL JERSEYS	8/17/2011	J	67.5	3-6	12,388	4.8	593	3.6	451		1543
KEITH&LISA BRUNNER LD	8/26/2011	L	190.4	3-8	14,445	3.8	554	3.0	426		1452

## LINEAR SCORE SUPER STARS

Month of 8 / 2011

	Test Date	Cows	Weighted Cell	Linear Score
RANDALL A GEIGER	8/31/2011	45.0	30,000	0.9
RHINESTONE FARMS	8/2/2011	57.0	40,000	1.0
REAR VU DAIRY	8/8/2011	68.0	40,000	1.3
CURTISS BECKER	8/13/2011	89.0	41,000	1.3
TODD & JANET HABERMANN	8/24/2011	24.0	36,000	1.3

## LINEAR SCORE SUPER STARS

Month of 8 / 2011

	Test Date	Cows	Weighted Cull	Linear Score
RAINBOW VARIETY FARMS	8/15/2011	17.0	114,000	1.4
NICK VAN GHEEM	8/10/2011	81.0	69,000	1.4
JOSEPH WOLLNER	8/22/2011	93.0	142,000	1.5
LUCKOW FARMS	8/18/2011	151.0	103,000	1.5
ROBERT AND PEGGY WEBB	8/25/2011	747.0	104,000	1.5
STENCIL FARMS	8/23/2011	1,438.0	150,000	1.5
MICHAEL J BINVERSIE	8/13/2011	49.0	158,000	1.6
MAYER FARMS	8/11/2011	69.0	109,000	1.6
MCCULLEY DAIRY FARMS	8/15/2011	221.0	116,000	1.7
DEAN & RENEE FISCHER	8/3/2011	118.0	126,000	1.7
DARYL & KAREN OHEARN	8/24/2011	115.0	170,000	1.7
SAN-RON HOLSTEINS	8/24/2011	630.0	130,000	1.7
LEVEL ACRES DAIRY INC	8/6/2011	193.0	171,000	1.7
MAJESTIC MEADOW DAIRY LLC	8/25/2011	895.0	108,000	1.7
WILLIAM NEHM	8/5/2011	84.0	130,000	1.7
HANKE FARMS INC	8/19/2011	724.0	121,000	1.7
HI-TOWER-FARMS	8/8/2011	290.0	148,000	1.8
DONALD RAETHER	8/7/2011	45.0	80,000	1.8
JAMES & DENISE SCHMIDT	8/11/2011	86.0	85,000	1.8
GERALD & LOIS HERR	8/16/2011	64.0	77,000	1.8
SELECT GENETICS	8/23/2011	159.0	101,000	1.8
JAY AND AMY KRAHN	8/1/2011	204.0	113,000	1.8
DRISCOLL FARMS	8/9/2011	469.0	114,000	1.8
OHEARNS IRISH DAIRY FARM	8/3/2011	569.0	131,000	1.8
MAPLE GROVE FARM	8/23/2011	12.0	108,000	1.8
PETER DEPAGTER	8/19/2011	110.0	103,000	1.8
KEVIN MAUK	8/10/2011	48.0	65,000	1.8
OLD SETTLERS DAIRY LLC	8/25/2011	101.0	140,000	1.8
SCHLADWEILER FM OPER LLC	8/2/2011	124.0	62,000	1.8
SUREVIEW	8/25/2011	79.0	106,000	1.8
DOUBLE STAR FARMS	8/27/2011	73.0	101,000	1.9
RANDY EDINGER	8/10/2011	89.0	93,000	1.9
VANDE HEI DAIRY FARMS	8/28/2011	321.0	125,000	1.9
GLENN & LINDA UBBELOHDE	8/13/2011	72.0	108,000	1.9
JEROME & TRACY LEVASH	8/18/2011	44.0	139,000	1.9
RIDGELAND FARMS INC	8/19/2011	60.0	99,000	1.9
JEFF KVITEK	8/18/2011	121.0	166,000	1.9
MISSION BELL FARM	8/25/2011	97.0	172,000	1.9
KRESS HILL DAIRY	8/12/2011	148.0	81,000	1.9
RODNEY LAABS	8/14/2011	68.0	155,000	1.9
TODD K RORTVEDT	8/3/2011	54.0	133,000	2.0
RUSSELL SPINDLER	8/20/2011	43.0	131,000	2.0
JOE CAPPELLE	8/3/2011	42.0	211,000	2.0
ELMLO DAIRY FARM	8/15/2011	94.0	87,000	2.0
PLUM PRIDE HOLSTEINS	8/13/2011	280.0	109,000	2.0
MERKLINE HOLSTEINS	8/24/2011	149.0	128,000	2.0
SHILOH DAIRY	8/9/2011	1,605.0	152,000	2.0
TEEMAR	8/2/2011	87.0	159,000	2.0
AMERI-KRAHN HOLSTEINS	8/30/2011	172.0	133,000	2.0
TODD & JANET HABERMANN	8/24/2011	34.0	93,000	2.0
RIVERSIDE DAIRY	8/17/2011	390.0	136,000	2.0
SAXON HOMESTEAD FARMS	8/18/2011	485.0	166,000	2.0
JOHN & MARILYN ROBLEY	8/1/2011	78.0	126,000	2.0
PROUD HERITAGE JERSEYS	8/19/2011	143.0	89,000	2.0
RUSSELL & TERESA BRAUN	8/3/2011	175.0	115,000	2.0
ALAN KUDICK	8/6/2011	71.0	169,000	2.1
WARREN ALLEN	8/3/2011	104.0	134,000	2.1
KEVIN & DEBRA KIRSCH	8/10/2011	216.0	112,000	2.1
MAPLE GROVE FARM	8/23/2011	142.0	112,000	2.1
TOM PAIDER	8/18/2011	46.0	126,000	2.1
FISCHERS CLOVER VIEW FARM	8/30/2011	400.0	147,000	2.1
TERRY CHRISTIANSON	8/18/2011	167.0	164,000	2.1
TOM & KAREN TILKENS	8/13/2011	76.0	91,000	2.1
ROY & BRIDGET SIEMEN	8/10/2011	99.0	158,000	2.1
HELMER DAIRY FARM INC	8/27/2011	77.0	136,000	2.1
STRAUSS DAIRY BROWN SWISS	8/2/2011	58.0	108,000	2.1
WAYSIDE DAIRY LLC	8/19/2011	1,697.0	170,000	2.1
TONY SIMON	8/25/2011	272.0	152,000	2.1
JAMES & JOSEPHINE WAVRUNEK	8/19/2011	128.0	117,000	2.1

## LACTATION RECORDS - 305 DAYS OR LESS

Month of 8 / 2011

Cow ID	Barn NM	Name	B	Sire NM	Sire #	Age	Days Milk	% Fat	%	Pro	D3X	CY
--------	---------	------	---	---------	--------	-----	-----------	-------	---	-----	-----	----

## LACTATION RECORDS - 305 DAYS OR LESS

Month of 8 / 2011

Cow ID	Barn NM	Name	B	Sire NM	Sire #	Age	Days Milk	% Fat	%	Pro	D3X	CY	
<b>SUPERVISED</b>													
<b>HOLSTEIN TOP 100 PRODUCTION INDEX FOR UNDER THREE YEAR OLD COWS</b>													
064347568	10993	SIEMERS HOLSTEIN FARM INC	H	CYCLONE	134245281	2-10	305 39,339	4.2	1,648	3.1	1,214	268	4142
064347506	10931	SIEMERS HOLSTEIN FARM INC	H	LYNCH	2266677	2-11	305 38,288	4.0	1,523	3.1	1,202	275	4075
064347503	10928	SIEMERS HOLSTEIN FARM INC	H	LYNCH	2266677	2-11	305 34,002	4.8	1,639	3.4	1,170	305	3999
139206896	APPLE	TOM & GIN KESTELL & SONS	H	PRONTO	132815961	2-4	305 39,133	3.9	1,538	2.9	1,151	266	3924
064886487	11029	SIEMERS HOLSTEIN FARM INC	H	MICMAC	196014411	2-9	305 36,607	3.8	1,401	3.2	1,177	305	3849
064347478	10903	SIEMERS HOLSTEIN FARM INC	H	CYCLONE	134245281	2-11	305 42,778	3.2	1,380	2.7	1,157	305	3776
064347340	10765	SIEMERS HOLSTEIN FARM INC	H	ALTAALLY	124690866	2-11	305 35,285	4.3	1,510	3.1	1,097	305	3743
001589754	31454	TIDY VIEW DAIRY	H	LYNCH	2266677	2-10	305 35,923	3.8	1,365	3.1	1,124	278	3717
001589615	31315	TIDY VIEW DAIRY	H	DILLON	130735193	2-11	303 32,728	4.9	1,604	3.3	1,079	303	3685
001589940	31640	ROSENDALE DAIRY	H		35UNK0000	2-10	305 31,434	5.1	1,614	3.4	1,075	305	3674
064163404	6340	VORPAHL FARMS INC	H	BLACK INK	60050399	2-10	305 36,044	4.0	1,430	3.0	1,077	244	3673
064163333	6269	VORPAHL FARMS INC	H	MISSION	131194287	2-11	305 36,394	3.7	1,340	3.0	1,078	257	3610
064347384	10809	SIEMERS HOLSTEIN FARM INC	H	DIE-HARD	2275578	2-11	305 40,385	3.5	1,399	2.6	1,059	305	3603
001590266	31966	TIDY VIEW DAIRY	H	LEG UP	60162889	2-8	305 32,953	4.2	1,397	3.2	1,046	305	3571
004758351	3286	BRICKSTEAD DAIRY LLC	H	SANA	60817488	2-0	305 34,962	3.7	1,303	3.1	1,070	275	3543
064163352	6288	VORPAHL FARMS INC	H	DRAMATIC	18054918	2-10	305 35,391	3.6	1,265	3.1	1,103	305	3529
065960355	12219	SIEMERS HOLSTEIN FARM INC	H	GOLDWYN	10705608	1-11	305 35,495	3.7	1,297	3.0	1,065	287	3525
005086929	3178	ROSENDALE DAIRY	H		35UNK0000	2-11	305 41,221	3.0	1,224	2.8	1,149	283	3521
055072501	7985	STAHL BROS LLC	H	LANDO	137042289	2-11	305 35,825	4.0	1,441	2.9	1,033	305	3520
102231260	2667	BRICKSTEAD DAIRY LLC	H	JET STREA	130558361	2-9	305 33,525	3.9	1,298	3.1	1,056	281	3517
	4265	DRAKE DAIRY INC	H	TOWNSEND	136492474	2-10	305 33,240	4.1	1,361	3.1	1,027	295	3504
064886471	11013	SIEMERS HOLSTEIN FARM INC	H	PETERSLUN	91213	2-11	281 32,379	3.9	1,274	3.3	1,062	281	3490
35WVV4010	325	THOMPSON GOLD DUST DAIRY	H		61211537	2-11	305 34,697	3.9	1,355	2.9	1,021	305	3481
064347392	10817	SIEMERS HOLSTEIN FARM INC	H	SHARKY	131184495	2-11	305 35,497	3.4	1,215	3.1	1,117	305	3470
	4295	DRAKE DAIRY INC	H	UNKNOWN	35UNK0000	2-10	305 34,689	3.6	1,243	3.1	1,081	305	3464
064163363	6299	VORPAHL FARMS INC	H	DECEMBER	62297920	2-10	305 35,669	3.6	1,287	2.9	1,030	270	3459
007303385	2663	BRICKSTEAD DAIRY LLC	H	JET STREA	130558361	2-9	298 36,831	3.2	1,179	3.1	1,148	298	3456
002936072	7945	DAIRY DREAMS	H	OBRIAN	131637676	2-6	305 30,182	4.9	1,483	3.3	1,009	305	3447
064723389	7103	KINNARD FARMS INC	H	BOLTON	131823833	2-11	305 34,866	3.8	1,341	2.9	1,011	305	3446
125358891	12251	ROSENDALE DAIRY	H		35UNK0000	2-0	305 30,760	4.3	1,333	3.3	1,006	278	3436
001509445	7695	DAIRY DREAMS	H	SOLO	122985548	2-10	305 37,368	4.2	1,562	2.7	1,009	274	3434
064163319	6255	VORPAHL FARMS INC	H	MISSION	131194287	2-11	305 37,749	3.1	1,186	3.0	1,120	254	3425
007277022	11527	ROSENDALE DAIRY	H		35UNK0000	2-9	305 30,891	4.0	1,251	3.4	1,039	282	3423
065960381	12245	SIEMERS HOLSTEIN FARM INC	H	BRICK	133906051	1-11	305 31,865	4.0	1,275	3.2	1,006	274	3412
064372966	4719	SHILOH DAIRY	H	ALTAOLIVE	295614274	2-11	290 31,582	4.0	1,278	3.2	1,000	290	3408
139118793	ERMA	TOM & GIN KESTELL & SONS	H	MAC	60540164	2-5	305 33,548	4.1	1,362	3.0	998	247	3403
005087434	3798	ROSENDALE DAIRY	H		35UNK0000	2-11	304 38,813	3.1	1,186	2.8	1,093	304	3384
064723368	7082	KINNARD FARMS INC	H	SHEVA	98500085289	2-11	305 36,876	3.4	1,254	2.7	1,009	305	3374
064347422	10847	SIEMERS HOLSTEIN FARM INC	H	ZENITH	129800008	2-11	305 36,793	3.2	1,186	2.9	1,081	287	3370
004505582	7655	DAIRY DREAMS	H	SOLO	122985548	2-10	305 34,114	3.7	1,259	2.9	997	294	3369
35WVF5339	3933	NEW HORIZONS DAIRY	H	DEX	60540246	2-10	305 31,838	3.9	1,229	3.2	1,026	305	3368
001589829	31529	TIDY VIEW DAIRY	H	LYNCH	2266677	2-10	300 28,385	4.9	1,385	3.5	984	300	3363
001699329	629	OMRO DAIRY	H			2-0	305 34,655	3.5	1,222	3.0	1,027	279	3353
001776993	6788	DAIRYLAND LLC.	H	TRES	130161253	2-10	305 35,316	4.1	1,435	2.8	984	284	3351
35WVV4051	862	THOMPSON GOLD DUST DAIRY	H	GARRISON	60000320	2-11	305 31,268	4.1	1,285	3.1	980	262	3345
35WVV4071	968	THOMPSON GOLD DUST DAIRY	H	GARRISON	60000320	2-9	305 33,295	3.7	1,229	3.0	1,010	305	3342
001698996	296	ROSENDALE DAIRY	H		35UNK0000	2-2	305 33,439	3.7	1,248	3.0	989	283	3342
001699352	652	OMRO DAIRY	H	BO	127928508	1-11	305 33,178	3.8	1,245	3.0	984	305	3330
006290260	31285	TIDY VIEW DAIRY	H	BULL	35UNK0000	2-11	305 31,597	3.9	1,228	3.1	995	272	3322
065960312	12176	SIEMERS HOLSTEIN FARM INC	H		138027041	1-11	305 35,429	3.5	1,227	2.8	998	305	3318
007350337	31457	TIDY VIEW DAIRY	H	LARIAT	62398865	2-10	305 34,942	3.5	1,210	2.9	1,014	279	3315
064347397	10822	SIEMERS HOLSTEIN FARM INC	H	POINT	136817200	2-11	305 37,308	2.9	1,078	3.1	1,161	287	3314
064886564	11106	SIEMERS HOLSTEIN FARM INC	H	BRET	120745603	2-9	305 33,205	3.7	1,213	3.0	1,005	305	3310
001589944	31644	TIDY VIEW DAIRY	H	CLOVER	121110325	2-9	305 33,213	3.6	1,202	3.1	1,016	300	3308
001777127	6703	DAIRYLAND LLC.	H		35UNK0000	2-11	305 34,028	3.5	1,176	3.1	1,044	293	3306
102230738	2645	BRICKSTEAD DAIRY LLC	H	ALTAMYRON	60259622	2-10	302 32,262	3.8	1,213	3.1	997	302	3300
35WVV4061	903	THOMPSON GOLD DUST DAIRY	H	WIZARD	120754720	2-9	305 31,791	3.9	1,229	3.1	976	292	3296
064495846	6413	COUNTRY AIRE	H	DOUG	60077538	2-11	305 33,184	3.8	1,272	2.9	966	305	3293
001589934	31634	TIDY VIEW DAIRY	H	MURPHY	128920633	2-9	305 30,110	4.0	1,207	3.3	996	305	3293
064294884	886	WAYSIDE DAIRY LLC	H	COLDSPRIN	60589256	2-10	305 32,700	3.7	1,202	3.1	1,003	298	3290
001699341	641	OMRO DAIRY	H	TRAVIS	60030334	2-0	305 31,001	4.3	1,325	3.1	964	305	3289
064163286	6222	VORPAHL FARMS INC	H	BURT	129901651	2-11	305 29,176	4.2	1,235	3.3	963	305	3289
064163433	6369	VORPAHL FARMS INC	H	BULL		2-9	305 38,771	3.0	1,177	2.7	1,037	247	3289
007303075	CAMILLE	BRICKSTEAD DAIRY LLC	W	AUDACITY-	62018616	2-0	304 32,424	3.8	1,217	3.0	983	304	3286
064294854	856	WAYSIDE DAIRY LLC	H	MOSCOW	132582764	2-11	305 34,272	3.5	1,185	3.0	1,019	299	3284
005093075	2974	OMRO DAIRY	H		35UNK0000	2-0	305 32,205	4.0	1,278	3.0	961	296	3277
35WVS2954	272	GREENLEAF LEDGE DAIRY LLC	H	UNKNOWN	35UNK0000	2-11	305 30,170	4.0	1,210	3.3	981	277	3276
064163359	6295	VORPAHL FARMS INC	H	MANGO	130312341	2-9	305 31,436	3.7	1,168	3.3	1,025	305	3270
007350441	31219	TIDY VIEW DAIRY	H	BO	127928508	2-11	305 32,560	3.5	1,147	3.2	1,049	287	3270
001509790	7621	DAIRY DREAMS	H	EVERETT	129909510	2-11	305 32,262	4.0	1,294	3.0	958	305	3266
35WVD8573	4165	NEW HORIZONS DAIRY	H	FBI ELI	62661923	2-1	305 26,842	4.9	1,309	3.6	955	261	3266
065390705	EIKO	TOM & GIN KESTELL & SONS	H	MAC	60540164	2-6	305 33,224	3.6	1,206	3.0	981	253	3264
065960396	12260	SIEMERS HOLSTEIN FARM INC	H	GORGONZOL	162182694	1-11	305 35,743	3.3	1,195	2.8	996	274	3264

## LACTATION RECORDS - 305 DAYS OR LESS

Month of 8 / 2011

Cow ID	Barn NM	Name	B	Sire NM	Sire #	Age	Days Milk	% Fat	%	Pro	D3X	CY	
001699221	521	ROSENDALE DAIRY	H		35UNK0000	2-1	305 35,029	3.3	1,166	2.9	1,025	285	3261
064163396	6332	VORPAHL FARMS INC	H	BOLIVER	123586443	2-9	305 33,072	3.5	1,174	3.1	1,011	305	3257
064723416	7130	KINNARD FARMS INC	H	JET STREA	130558361	2-10	305 33,608	3.9	1,325	2.8	954	289	3250
35WVD8518	4112	NEW HORIZONS DAIRY	H	LYLE	130896814	2-3	305 31,912	4.1	1,312	3.0	953	257	3250
007276998	11503	ROSENDALE DAIRY	H		35UNK0000	2-9	305 31,314	3.9	1,210	3.1	958	292	3241
35ECE2319	589	OMRO DAIRY	H	BULL	35UNK0000	2-0	305 33,945	3.4	1,161	3.0	1,014	290	3239
055071184	2303	CONARD FARMS	H	SATIRE	207641905	2-11	305 28,104	4.2	1,184	3.5	980		3237
064372963	4716	SHILOH DAIRY	H	GIBSON	6215479	2-11	305 34,926	3.3	1,166	2.9	1,008	295	3237
139336814	LOUISE	TOM & GIN KESTELL & SONS	H	LAWN BOY	133080890	2-1	305 28,781	4.2	1,210	3.3	950	281	3233
064723501	7215	KINNARD FARMS INC	H	DETECTIVE	132563903	2-9	305 31,224	4.1	1,266	3.0	947	283	3230
35WVZ6019	7463	WAYSIDE DAIRY LLC	H		35UNK0000	1-9	305 32,652	3.6	1,170	3.0	992	278	3224
35WVV4043	808	THOMPSON GOLD DUST DAIRY	H	CASHMERE	131671771	2-11	305 33,454	3.5	1,171	3.0	989	252	3220
064347562	10987	SIEMERS HOLSTEIN FARM INC	H	PETERSLUN	91213	2-10	278 29,773	3.9	1,173	3.3	981	278	3218
139792818	ETAL	TOM & GIN KESTELL & SONS	H	TOYSTORY	60372887	2-3	305 32,873	3.8	1,248	2.9	943	283	3213
001589714	31414	TIDY VIEW DAIRY	H	COMPLETE	123253040	2-10	305 34,084	3.5	1,203	2.8	949	305	3212
139019106	HOP1	TOM & GIN KESTELL & SONS	H	O MAN	122358313	2-5	305 31,250	3.8	1,177	3.1	973	297	3210
002933348	6940	DAIRYLAND LLC.	H	POP	128600717	2-9	305 31,765	3.8	1,195	3.0	949	287	3203
35ECE2425	733	OMRO DAIRY	H			1-10	305 31,942	3.8	1,217	2.9	938	305	3198
001589652	31352	TIDY VIEW DAIRY	H	BO	127928508	2-11	303 29,073	4.4	1,277	3.2	936	303	3196
001590032	31732	TIDY VIEW DAIRY	H	LOTTO	60513144	2-9	305 31,297	3.8	1,175	3.1	963	285	3192
064163388	6324	VORPAHL FARMS INC	H	BOLIVER	123586443	2-10	305 28,324	4.5	1,262	3.3	934	255	3190
005086362	5522	ROSENDALE DAIRY	H		35UNK0000	2-8	305 25,232	5.0	1,271	3.7	932	289	3189
125358700	59296	ROSENDALE DAIRY	H		35UNK0000	2-1	305 34,289	3.2	1,094	3.1	1,049	299	3183
35WVV434	1868	MEYER FARMS INC	H	MARION	130153294	1-11	305 33,424	3.9	1,309	2.8	934	288	3181
001589895	31595	TIDY VIEW DAIRY	H	BO	127928508	2-9	305 32,540	3.6	1,167	3.0	964	305	3179
007275886	10391	ROSENDALE DAIRY	H		35UNK0000	2-2	305 34,584	3.3	1,127	2.9	1,007	294	3174
065960420	12284	SIEMERS HOLSTEIN FARM INC	H	BRICK	133906051	1-10	305 30,136	3.9	1,172	3.2	950	286	3171

## SUPERVISED

## HOLSTEIN TOP 75 PRODUCTION INDEX FOR THREE YEAR OLD COWS

063588218	10362	SIEMERS HOLSTEIN FARM INC	H	ELLROD	62253387	3-4	305 42,272	3.9	1,646	3.1	1,305	305	4411
057115627	2602	BRICKSTEAD DAIRY LLC	H	LC	129069717	3-1	297 39,263	4.4	1,708	3.3	1,283	297	4382
064347086	10511	SIEMERS HOLSTEIN FARM INC	H	LYNCH	2266677	3-2	305 38,922	3.9	1,526	3.2	1,264	281	4168
064347333	10758	SIEMERS HOLSTEIN FARM INC	H	MICMAC	196014411	3-0	305 36,336	4.2	1,512	3.3	1,186	305	4038
002975744	6024	ROSENDALE DAIRY	H		35UNK0000	3-3	305 34,682	4.4	1,542	3.4	1,181	305	4036
35WVV4139	3196	ROSENDALE DAIRY	H		35UNK0000	3-6	305 40,950	3.6	1,471	2.9	1,189	280	3970
062724125	LUCIE	SIEMERS HOLSTEIN FARM INC	H	DURHAM	2250783	3-2	305 40,876	3.2	1,295	3.4	1,372	262	3955
005132281	1180	ROSENDALE DAIRY	H		35UNK0000	3-10	305 31,848	4.6	1,477	3.6	1,158	305	3950
002978309	6703	ROSENDALE DAIRY	H		35UNK0000	3-2	305 34,282	4.7	1,611	3.4	1,152	298	3936
063063352	5895	VORPAHL FARMS INC	H	MARTELLI	127348058	3-11	305 39,816	3.6	1,428	3.0	1,211	268	3935
063588151	10295	SIEMERS HOLSTEIN FARM INC	H	POTTER	128367894	3-4	305 40,096	3.7	1,478	2.9	1,154	286	3932
062663997	9713	SIEMERS HOLSTEIN FARM INC	H	BOLIVER	123586443	3-11	305 34,223	4.2	1,448	3.4	1,175	268	3925
064347306	10731	SIEMERS HOLSTEIN FARM INC	H	POPCORN	61977254	3-0	305 36,199	4.0	1,431	3.3	1,191	305	3918
063588342	10486	SIEMERS HOLSTEIN FARM INC	H	LYNCH	2266677	3-2	305 38,551	4.0	1,555	3.0	1,145	287	3904
053147328	365	MCCULLEY DAIRY FARMS	H	FROSTY	131520543	3-1	305 35,647	4.0	1,436	3.3	1,173	289	3900
062663931	9647	SIEMERS HOLSTEIN FARM INC	H	BOLIVER	123586443	3-11	305 41,613	3.9	1,629	2.7	1,140	280	3881
080969822	2441	BRICKSTEAD DAIRY LLC	H	BURT	129901651	3-10	305 36,738	4.3	1,574	3.1	1,135	293	3873
062821243	4835	VORPAHL FARMS INC	H	PETERSLUN	91213	3-11	305 36,954	4.1	1,506	3.1	1,131	246	3858
064294510	7212	WAYSIDE DAIRY LLC	H		35UNK0000	3-1	305 34,437	4.1	1,425	3.3	1,148	292	3849
064347260	10685	SIEMERS HOLSTEIN FARM INC	H	ALTAALLY	124690866	3-1	305 36,661	4.0	1,457	3.1	1,126	305	3842
002978403	6634	ROSENDALE DAIRY	H		35UNK0000	3-2	305 31,697	4.5	1,429	3.6	1,128	301	3831
063449502	BRI	KEVIN & DEBRA KIRSCH	H	HARRY	60083723	3-11	305 36,448	4.4	1,601	3.1	1,122		3828
062663930	9646	SIEMERS HOLSTEIN FARM INC	H	BOLIVER	123586443	3-11	305 32,797	4.7	1,530	3.4	1,113	305	3803
005086942	2507	ROSENDALE DAIRY	H		35UNK0000	3-10	305 37,406	3.8	1,405	3.0	1,140	305	3801
064347318	10743	SIEMERS HOLSTEIN FARM INC	H	DIE-HARD	2275578	3-0	305 38,130	3.7	1,394	3.0	1,147	305	3792
063587994	10138	SIEMERS HOLSTEIN FARM INC	H	MANAGER	345515580	3-7	305 35,979	4.0	1,423	3.1	1,111	271	3790
137786024	LOTS	TOM & GIN KESTELL & SONS	H	SEPTEMBER	6820564	3-10	305 37,651	4.6	1,729	2.9	1,106	305	3770
063054077	4234	SHILOH DAIRY	H	ALTAKEYST	7533516	3-8	305 38,546	3.8	1,458	2.9	1,104	299	3762
062664038	9754	SIEMERS HOLSTEIN FARM INC	H	K LENS	91678	3-10	305 33,915	4.5	1,520	3.2	1,098	305	3749
063162437	6246	KINNARD FARMS INC	H	FREDERICK	18016881	3-10	305 36,825	3.8	1,388	3.0	1,116	301	3740
064347342	10767	SIEMERS HOLSTEIN FARM INC	H	BRIGHT	17362094	3-0	285 32,590	4.7	1,518	3.4	1,094	285	3738
35WVD4925	8225	OMRO DAIRY	H	TRES	130161253	3-2	305 37,461	3.5	1,309	3.2	1,193	285	3725
064347221	10646	SIEMERS HOLSTEIN FARM INC	H	AUDACITY-	62018616	3-1	305 37,822	3.5	1,335	3.1	1,163	275	3722
064347368	10793	SIEMERS HOLSTEIN FARM INC	H	DIE-HARD	2275578	3-0	305 37,305	3.6	1,350	3.1	1,143	263	3718
064347279	10704	SIEMERS HOLSTEIN FARM INC	H	BRIGHT	17362094	3-1	305 35,034	4.1	1,420	3.1	1,088	305	3713
002973289	6011	ROSENDALE DAIRY	H		35UNK0000	3-3	305 35,691	3.7	1,338	3.2	1,147	283	3708
35ZQA2807	8140	OMRO DAIRY	H	TY 18	62312054	3-3	303 35,633	4.0	1,425	3.0	1,086	303	3705
005086734	2921	ROSENDALE DAIRY	H		35UNK0000	3-2	305 33,281	4.2	1,385	3.3	1,089	288	3703
062664077	9793	SIEMERS HOLSTEIN FARM INC	H		35UNK0000	3-10	305 38,662	3.2	1,237	3.2	1,251	271	3693
002973435	5840	ROSENDALE DAIRY	H		35UNK0000	3-3	305 29,352	5.0	1,477	3.7	1,078	291	3688
060176868	322	WAYSIDE DAIRY LLC	H	O MAN	122358313	3-10	305 39,093	3.5	1,367	2.8	1,105	256	3687
35WUY5525	6425	TIDY VIEW DAIRY	H	BULL	35UNK0000	3-11	284 34,100	4.3	1,454	3.2	1,080	284	3686
064322503	6972	KINNARD FARMS INC	H	GARRISON	60000320	3-0	305 39,079	3.4	1,330	2.9	1,135	299	3672
063053924	4081	SHILOH DAIRY	H	ALTALUCKY	255749372	3-11	305 30,844	4.5	1,387	3.5	1,073	305	3668
35WUY5634	6534	TIDY VIEW DAIRY	H	BULL	35UNK0000	3-10	305 36,912	3.7	1,371	2.9	1,084	298	3667
064347244	10669	SIEMERS HOLSTEIN FARM INC	H	RAMOS	253642	3-0	305 33,794	4.2	1,408	3.2	1,073	285	3663

## LACTATION RECORDS - 305 DAYS OR LESS

Month of 8 / 2011

Cow ID	Barn NM	Name	B	Sire NM	Sire #	Age	Days Milk	% Fat	%	Pro	D3X	CY	
064347157	10582	SIEMERS HOLSTEIN FARM INC	H		136355760	3-1	305 32,986	4.5	1,490	3.2	1,064	279	3633
062664054	9770	SIEMERS HOLSTEIN FARM INC	H	WIZARD	120754720	3-10	305 35,702	3.9	1,380	3.0	1,065	305	3632
063968314	1089	GREENDALE DAIRY FARM	H	JET STREA	130558361	3-0	305 37,629	3.6	1,366	2.8	1,063	273	3621
064347304	10729	SIEMERS HOLSTEIN FARM INC	H	DIE-HARD	2275578	3-0	305 36,386	4.1	1,502	2.9	1,062	271	3620
063248747	3504	HANKE FARMS INC	H	MORTY	17349617	3-11	305 36,644	4.0	1,463	2.9	1,061	305	3616
001500093	6475	DAIRYLAND LLC.	H	BULL	35UNK0000	3-1	305 40,047	3.2	1,301	2.8	1,125	287	3610
35WUJZ3380	3774	NEW HORIZONS DAIRY	H	O MAN	122358313	3-5	305 30,940	4.4	1,369	3.4	1,056	262	3609
001984087	3406	BRICKSTEAD DAIRY LLC	H	UNKNOWN	35UNK0000	3-2	305 35,060	3.6	1,261	3.3	1,161	289	3607
064347405	10830	SIEMERS HOLSTEIN FARM INC	H	DIE-HARD	2275578	3-0	305 36,575	3.4	1,253	3.2	1,169	305	3604
005085375	17323	ROSENDALE DAIRY	H		35UNK0000	3-8	305 32,565	4.2	1,371	3.2	1,055	298	3602
063571039	6449	KINNARD FARMS INC	H	DYSON	128820858	3-8	300 37,122	3.6	1,329	2.9	1,082	300	3597
063588232	10376	SIEMERS HOLSTEIN FARM INC	H	LYNCH	2266677	3-4	303 28,390	5.1	1,460	3.7	1,050	303	3592
005086711	1949	ROSENDALE DAIRY	H		35UNK0000	3-5	305 34,880	3.7	1,288	3.2	1,118	294	3588
064347147	10572	SIEMERS HOLSTEIN FARM INC	H	DUCE	60082142	3-1	305 38,214	3.4	1,285	2.9	1,125	293	3588
064347349	10774	SIEMERS HOLSTEIN FARM INC	H	DIE-HARD	2275578	3-0	303 31,203	4.5	1,402	3.4	1,047	303	3577
063981205	2779	IHLENFELD FARMS LLC	H	RITZY	135184077	3-1	305 35,045	4.4	1,532	3.0	1,049	300	3577
062947199	2600	JIM MELICHAR	H	ALTATERRA	7533482	3-10	305 32,579	4.5	1,462	3.2	1,047	305	3575
004770076	76	ROSENDALE DAIRY	H		35UNK0000	3-8	305 34,999	3.6	1,275	3.2	1,117	287	3566
062664123	9839	SIEMERS HOLSTEIN FARM INC	H	ALTAALLY	124690866	3-10	286 30,844	4.9	1,526	3.4	1,043	286	3564
005023229	6688	ROSENDALE DAIRY	H		35UNK0000	3-0	305 33,404	4.2	1,415	3.1	1,044	278	3563
062663902	9618	SIEMERS HOLSTEIN FARM INC	H		35UNK0000	3-11	305 37,627	3.6	1,372	2.8	1,046	288	3562
35WVD4918	8218	OMRO DAIRY	H	CLOVER	121110325	3-2	305 36,193	3.6	1,295	3.0	1,093	274	3561
062663971	9687	SIEMERS HOLSTEIN FARM INC	H	LARS	91259	3-11	305 32,609	4.2	1,377	3.2	1,039	273	3547
002973157	5872	ROSENDALE DAIRY	H		35UNK0000	3-2	305 32,977	4.1	1,349	3.1	1,038	299	3543
062664057	9773	SIEMERS HOLSTEIN FARM INC	H	MATT	129766481	3-10	305 38,241	3.4	1,316	2.8	1,059	288	3542
060176877	331	WAYSIDE DAIRY LLC	H	O MAN	122358313	3-9	305 33,631	3.8	1,287	3.2	1,085	280	3541
35EBB1456	6790	CHEESEVILLE DAIRY	H	ALTASYLVE	129032447	3-3	305 31,246	4.2	1,317	3.3	1,046	291	3537
005086850	2484	ROSENDALE DAIRY	H		35UNK0000	3-10	305 34,567	3.9	1,352	3.0	1,037	293	3536
35WUU8712	7312	OMRO DAIRY	H	RANGE	61376439	3-10	305 35,827	3.7	1,318	2.9	1,048	297	3533

## SUPERVISED HOLSTEIN TOP 60 PRODUCTION INDEX FOR FOUR YEAR OLD COWS

35WUU8035	6634	OMRO DAIRY	H	TRES	130161253	4-5	305 43,598	4.0	1,761	3.1	1,360	301	4641
062376076	8669	SIEMERS HOLSTEIN FARM INC	H	DUNDEE	127640114	4-10	305 49,022	3.2	1,571	3.0	1,494		4553
062663903	9619	SIEMERS HOLSTEIN FARM INC	H		35UNK0000	4-0	305 40,205	4.4	1,762	3.2	1,282	305	4376
051135797	717	TONY SIMON	H	TOURNAME	129704348	4-5	305 41,684	3.9	1,607	3.1	1,280	269	4315
062375959	8552	SIEMERS HOLSTEIN FARM INC	H		207641240	4-11	305 41,511	4.1	1,710	3.0	1,243	295	4239
005132941	3124	ROSENDALE DAIRY	H	MEDIA	17231273	4-1	305 41,049	3.8	1,558	3.1	1,274	305	4230
008624457	2239	BRICKSTEAD DAIRY LLC	H	TRACKMAN	134408293	4-9	305 45,431	3.4	1,532	2.9	1,305	297	4225
	2955	DRAKE DAIRY INC	H	UNKNOWN	35UNK0000	4-10	305 48,992	2.8	1,389	3.0	1,456	305	4211
062663625	9341	SIEMERS HOLSTEIN FARM INC	H	POTTER	128367894	4-3	305 40,802	3.8	1,570	3.0	1,233	273	4190
043214134	2318	BRICKSTEAD DAIRY LLC	H	JACKPOT	135299676	4-5	305 41,350	3.9	1,595	2.9	1,217	277	4149
062663895	9611	SIEMERS HOLSTEIN FARM INC	H	ALTAALLY	124690866	4-0	305 41,022	4.5	1,842	2.9	1,191	274	4059
137508983	SEQUIN	PINEHURST FARM	H	DURHAM	2250783	4-4	305 40,942	5.1	2,095	2.9	1,185	272	4039
062663769	9485	SIEMERS HOLSTEIN FARM INC	H		135691067	4-1	305 38,219	4.2	1,598	3.1	1,174	277	4005
35WVH8069	7815	THOMPSON GOLD DUST DAIRY	H	TRAVIS	60030334	4-1	305 40,154	3.8	1,525	2.9	1,170	292	3988
137810813	RHIANNA	MAYER FARMS	H	LHEROS	6663935	4-1	305 43,109	3.3	1,443	2.9	1,230	255	3981
062375973	8566	SIEMERS HOLSTEIN FARM INC	H	REGGIE	122554867	4-11	305 39,404	3.6	1,438	3.1	1,214	279	3956
062663394	9110	SIEMERS HOLSTEIN FARM INC	H	O MAN	122358313	4-5	305 39,357	3.8	1,483	3.0	1,162	283	3952
137091050	EGO	TOM & GIN KESTELL & SONS	H	GOLDWYN	10705608	4-8	305 37,476	4.1	1,526	3.1	1,155	70	3941
35WUU8325	6925	OMRO DAIRY	H	COSMO	18021429	4-2	305 36,963	4.0	1,487	3.1	1,147	301	3914
001984307	2863	BRICKSTEAD DAIRY LLC	H	MAPLE	130149659	4-2	305 41,077	3.4	1,410	2.9	1,210	287	3903
062375928	8521	SIEMERS HOLSTEIN FARM INC	H	RAMOS	253642	4-11	305 39,349	3.7	1,443	3.0	1,162	288	3889
	3392	DRAKE DAIRY INC	H	UNKNOWN	35UNK0000	4-4	305 42,156	3.1	1,305	3.1	1,302	301	3868
062376396	8989	SIEMERS HOLSTEIN FARM INC	H	SABASTIAN	9407633	4-7	305 37,990	4.1	1,567	3.0	1,134	305	3867
062376183	8776	SIEMERS HOLSTEIN FARM INC	H	O MAN	122358313	4-8	305 39,390	3.9	1,541	2.9	1,133	305	3861
001984202	2975	BRICKSTEAD DAIRY LLC	H	UNKNOWN	35UNK0000	4-1	305 32,683	5.1	1,652	3.4	1,126	284	3849
062663694	9410	SIEMERS HOLSTEIN FARM INC	H		135691067	4-2	305 34,262	4.0	1,382	3.4	1,168	305	3810
062376006	8599	SIEMERS HOLSTEIN FARM INC	H	ALTASUEDE	129443405	4-11	305 37,516	4.3	1,601	3.0	1,113	283	3795
051135825	745	TONY SIMON	H	RIBBON	114011530	4-2	293 32,549	4.7	1,519	3.4	1,099	293	3755
	3509	DRAKE DAIRY INC	H	UNKNOWN	35UNK0000	4-2	303 36,095	3.8	1,389	3.1	1,122	303	3752
003834832	8648	DAIRY DREAMS	H		35UNK0000	4-0	305 35,171	4.5	1,596	3.1	1,096	272	3740
062376406	8999	SIEMERS HOLSTEIN FARM INC	H	DIE-HARD	2275578	4-7	305 38,582	4.3	1,660	2.8	1,096	262	3734
35WUU8403	7103	OMRO DAIRY	H	COSMO	18021429	4-1	305 39,321	3.5	1,380	2.8	1,115	284	3722
	3763	DRAKE DAIRY INC	H	UNKNOWN	35UNK0000	4-0	305 39,125	3.6	1,409	2.8	1,092	292	3719
062821038	4630	VORPAHL FARMS INC	H	BURT	129901651	4-4	305 32,477	4.3	1,381	3.4	1,102	278	3717
137678824	840	CASSIE ZIRBEL	H	PEACEAB		4-3	305 34,244	4.1	1,392	3.2	1,090	131	3714
062376128	8721	SIEMERS HOLSTEIN FARM INC	H	RAMOS	253642	4-9	305 36,198	3.8	1,392	3.0	1,090	282	3710
062376249	8842	SIEMERS HOLSTEIN FARM INC	H	TAYLOR	121863344	4-9	305 36,333	3.7	1,327	3.2	1,161	270	3709
043213917	2368	BRICKSTEAD DAIRY LLC	H	JAMMER	130247861	4-2	300 34,432	4.0	1,371	3.2	1,100	300	3695
063063347	5890	VORPAHL FARMS INC	H	BOLIVER	123586443	4-0	305 35,523	3.8	1,347	3.2	1,124	270	3689
062664062	9778	SIEMERS HOLSTEIN FARM INC	H	BOLIVER	123586443	4-0	264 33,145	4.9	1,628	3.3	1,080	264	3688
055244019	6213	TIDY VIEW DAIRY	H	TRAVIS	60030334	4-0	305 42,762	3.2	1,368	2.6	1,106	279	3684
053115991	2249	JOE & KELLY MERTENS	H	REGENCY	135553183	4-2	305 36,499	3.7	1,366	3.0	1,100	305	3683
062376055	8648	SIEMERS HOLSTEIN FARM INC	H	SIGNATURE	61355219	4-10	285 38,282	3.6	1,360	2.9	1,103	285	3675
	808	MARK DENOR	H	GARTER	134272980	4-8	305 34,267	3.9	1,350	3.2	1,108		3673

## LACTATION RECORDS - 305 DAYS OR LESS

Month of 8 / 2011

Cow ID	Barn NM	Name	B	Sire NM	Sire #	Age	Days Milk	% Fat	%	Pro	D3X	CY	
062663839	9555	SIEMERS HOLSTEIN FARM INC	H	ACE	60811121	4-0	305 36,407	3.8	1,378	3.0	1,079	286	3672
063065362	5641	COUNTRY AIRE	H		135879667	4-1	305 34,048	4.2	1,435	3.2	1,075	295	3669
004770305	397	ROSENDALE DAIRY	H		35UNK0000	4-5	294 36,220	3.8	1,371	3.0	1,075	294	3655
062663828	9544	SIEMERS HOLSTEIN FARM INC	H	HOSEA	128560550	4-1	305 34,499	4.2	1,443	3.1	1,070	280	3651
043213656	2412	BRICKSTEAD DAIRY LLC	H	MALIN	127549271	4-0	302 37,260	3.4	1,285	3.1	1,165	302	3647
062895022	4793	WAYSIDE DAIRY LLC	H		61018473	4-2	305 34,087	3.9	1,338	3.2	1,101	283	3644
001856538	4219	ROSENDALE DAIRY	H		35UNK0000	4-4	305 31,533	4.3	1,351	3.4	1,082	305	3642
35WVJ5589	7471	THOMPSON GOLD DUST DAIRY	H		134753638	4-9	305 37,926	3.5	1,311	3.0	1,132	305	3640
003834600	8691	DAIRY DREAMS	H		35UNK0000	4-9	305 35,619	3.8	1,364	3.0	1,069	274	3637
053507318	1141	VANDE HEI DAIRY FARMS	H	MEL	61089341	4-10	305 35,498	4.0	1,411	3.0	1,066	302	3635
35WUJ8639	7039	OMRO DAIRY	H	TRAVIS	60030334	4-1	305 34,867	3.8	1,310	3.2	1,126	302	3635
008624356	2397	BRICKSTEAD DAIRY LLC	H	DIE-HARD	2275578	4-0	297 37,264	3.5	1,302	3.1	1,137	297	3634
35WUJ7451	6251	OMRO DAIRY	H	MASON	60181755	4-10	294 36,358	3.6	1,305	3.1	1,132	294	3633
35WVM433	BERG	THOMPSON GOLD DUST DAIRY	H		35UNK0000	4-5	305 36,734	3.7	1,362	2.9	1,062	262	3619
062588749	4464	WAYSIDE DAIRY LLC	H	O MAN	122358313	4-9	305 31,623	4.3	1,361	3.3	1,056	305	3608
043213968	2345	BRICKSTEAD DAIRY LLC	H	GARRISON	60000320	4-4	305 35,003	3.8	1,316	3.1	1,099	275	3605

## SUPERVISED

## HOLSTEIN

## TOP

## 60

## PRODUCTION INDEX FOR

## FIVE YEAR AND OLDER COWS

060810713	6203	SIEMERS HOLSTEIN FARM INC	H	BRASS	17065449	7-3	305 42,538	4.6	1,977	3.2	1,352	263	4615
061726643	8133	SIEMERS HOLSTEIN FARM INC	H	BRITT	601045311	5-4	305 39,416	4.6	1,805	3.3	1,313	271	4485
	2824	DRAKE DAIRY INC	H	UNKNOWN	35UNK0000	5-2	305 41,890	3.9	1,650	3.2	1,326	282	4449
061726141	7631	SIEMERS HOLSTEIN FARM INC	H	B-JURIST	91011	5-10	305 41,198	4.9	2,009	3.1	1,257	305	4288
061726116	7606	SIEMERS HOLSTEIN FARM INC	H	DURANT	133802311	5-11	305 38,424	4.2	1,608	3.3	1,249	263	4265
061726185	7675	SIEMERS HOLSTEIN FARM INC	H	ALTATHRON	17365519	5-9	305 38,227	4.4	1,682	3.2	1,223	305	4175
061726963	8453	SIEMERS HOLSTEIN FARM INC	H	BOLIVER	123586443	5-0	305 38,383	4.4	1,693	3.2	1,218	279	4158
060811071	6561	SIEMERS HOLSTEIN FARM INC	H	GAMMON	60589255	6-11	305 37,885	4.2	1,575	3.2	1,212	267	4138
061726295	7785	SIEMERS HOLSTEIN FARM INC	H	ALTAADAM	17365628	5-7	305 40,674	3.6	1,446	3.3	1,330	300	4134
060810899	6389	SIEMERS HOLSTEIN FARM INC	H	VINCER	130896832	7-0	305 36,978	4.3	1,605	3.3	1,207	286	4122
001160744	15149	TIDY VIEW DAIRY	H		35UNK0000	5-5	305 40,452	3.7	1,494	2.9	1,189	279	4007
062375915	8508	SIEMERS HOLSTEIN FARM INC	H	TITAN	131621936	5-0	305 38,606	3.9	1,509	3.0	1,158	277	3949
062375909	8502	SIEMERS HOLSTEIN FARM INC	H	RAMOS	253642	5-1	305 35,263	4.2	1,475	3.3	1,161	305	3946
061726217	7707	SIEMERS HOLSTEIN FARM INC	H	TAYLOR	121863344	5-9	305 38,357	3.8	1,471	3.0	1,163	277	3937
007275995	3375	ROSENDALE DAIRY	H		35UNK0000	5-9	305 38,985	3.6	1,401	3.1	1,217	283	3903
061554521	3961	VORPAHL FARMS INC	H	ZACK	132553447	6-0	305 35,494	4.6	1,616	3.2	1,141	284	3896
061024370	TYLERAN	EMERALD-ACRES	H	HARMON	17342837	7-8	305 39,075	4.4	1,703	2.9	1,129		3848
35TMD1644	589	DAVID & DANIEL MULLIKIN	H	GRANGER	22835503	6-8	305 38,580	5.4	2,098	2.9	1,126	279	3838
061726416	7906	SIEMERS HOLSTEIN FARM INC	H	SPY	6860836	5-7	305 36,923	4.1	1,500	3.0	1,121	274	3824
061725998	7488	SIEMERS HOLSTEIN FARM INC	H	TAYLOR	121863344	5-11	305 38,103	3.8	1,453	2.9	1,105	305	3766
060810919	6409	SIEMERS HOLSTEIN FARM INC	H	TOPSECRET	60388979	7-0	305 38,375	3.5	1,343	3.1	1,184	292	3764
061726756	8246	SIEMERS HOLSTEIN FARM INC	H	MALIN	127549271	5-3	304 33,980	4.6	1,553	3.2	1,102	304	3763
062050645	4006	VORPAHL FARMS INC	H	PETER	60596976	5-11	305 36,927	4.2	1,535	3.0	1,103	251	3761
061725866	7356	SIEMERS HOLSTEIN FARM INC	H	LYNCH	2266677	6-1	305 37,128	4.6	1,695	3.0	1,102	280	3757
060810370	5860	SIEMERS HOLSTEIN FARM INC	H		35WUT1635	7-7	305 34,631	4.2	1,447	3.2	1,098	292	3748
061815139	665	GREENDALE DAIRY FARM	H	FREDERICK	18016881	5-11	294 38,784	3.6	1,407	2.8	1,096	294	3734
35SKE5323	13749	TIDY VIEW DAIRY	H		35UNK0000	7-5	305 34,485	4.2	1,446	3.2	1,094	305	3734
061725895	7385	SIEMERS HOLSTEIN FARM INC	H	JACKSON	60745352	6-1	305 39,003	3.9	1,536	2.8	1,090	282	3713
004769683	78	ROSENDALE DAIRY	H		35UNK0000	8-4	305 39,317	3.4	1,330	2.9	1,152	305	3696
35WUT2975	975	TIDY VIEW DAIRY	H	BATTLESHI	134173106	5-4	303 36,546	3.8	1,374	3.0	1,100	303	3696
061726721	8211	SIEMERS HOLSTEIN FARM INC	H	MALIN	127549271	5-2	304 37,637	3.8	1,438	2.9	1,081	304	3684
001140874	7648	COUNTRY AIRE	H	AUGUSTINE	129227313	5-0	305 36,771	3.7	1,350	3.0	1,117	302	3682
134100494	FLOWER	WILLIAM SCHULTZ	H	RUBENS	5844883	7-7	305 35,937	4.3	1,541	3.0	1,078		3676
051050228	469	TONY SIMON	H	BOND	17099335	8-6	305 37,951	3.9	1,465	2.8	1,079	264	3676
061725643	7133	SIEMERS HOLSTEIN FARM INC	H	TRIBUTE	6873798	6-4	303 35,717	3.8	1,364	3.0	1,088	303	3664
061725620	7110	SIEMERS HOLSTEIN FARM INC	H		60697343	6-4	305 38,201	3.9	1,487	2.8	1,074	287	3658
35WJG939	2943	NEW HORIZONS DAIRY	H	PRESTON	60596968	6-0	305 35,996	3.6	1,313	3.2	1,137	283	3653
35DZF3982	2072	BRICKSTEAD DAIRY LLC	H	PROSPECT	129076681	5-6	300 37,828	3.5	1,340	2.9	1,108	300	3651
	2879	DRAKE DAIRY INC	H	UNKNOWN	35UNK0000	5-0	299 37,534	3.4	1,289	3.1	1,163	299	3650
35LDU6218	12984	TIDY VIEW DAIRY	H		35UNK0000	6-1	286 35,497	3.9	1,368	3.0	1,073	286	3649
35SKQ9077	10727	TIDY VIEW DAIRY	H		35UNK0000	6-10	305 37,877	3.5	1,343	2.9	1,102	300	3647
35WUT2195	895	TIDY VIEW DAIRY	H	DAWSON	124003312	5-4	305 30,312	4.9	1,495	3.5	1,066	305	3645
35WVD8499	7086	THOMPSON GOLD DUST DAIRY	H		35UNK0000	5-6	305 41,134	3.0	1,248	2.9	1,202	273	3635
007302935	2188	BRICKSTEAD DAIRY LLC	H	CAPITOL	125521956	5-1	279 33,552	4.9	1,646	3.2	1,063	279	3628
062037432	2985	HANKE FARMS INC	H	DIFFERENC	123868354	5-4	305 36,890	3.6	1,335	2.9	1,088	287	3616
062130729	1793	SHILOH DAIRY	H	GORDON	17083054	6-0	305 33,865	4.0	1,348	3.1	1,059	277	3600
061554707	5818	VORPAHL FARMS INC	H	DIE-HARD	2275578	5-0	305 35,521	3.7	1,313	3.1	1,099	305	3599
000048915	2139	BRICKSTEAD DAIRY LLC	H	DIE-HARD	2275578	5-4	259 31,056	4.6	1,423	3.4	1,053	259	3598
41BLE7966	11567	TIDY VIEW DAIRY	H	GVL	35UNK0000	6-2	305 31,988	4.2	1,331	3.3	1,069	286	3591
062057985	JETTA	TEEMAR	H	BOLIVER	123586443	5-9	305 32,549	4.0	1,306	3.4	1,092		3583
061792638	4487	KINNARD FARMS INC	H	PIPPEN	17188116	6-2	305 33,525	4.2	1,397	3.1	1,049	281	3580
061726077	7567	SIEMERS HOLSTEIN FARM INC	H	TAYLOR	121863344	5-11	305 37,962	3.3	1,237	3.1	1,167	272	3573
130792718	THAD	EMERALD-ACRES	H	DURHAM	2250783	9-8	305 38,330	3.7	1,428	2.7	1,049		3571
061799869	4442	COUNTRY AIRE	H	VIRGO	17391047	6-6	305 37,845	3.5	1,331	2.8	1,062	305	3570
35WJUK1176	3120	NEW HORIZONS DAIRY	H	HILLCREST	17060552	5-6	305 38,549	3.4	1,293	2.9	1,101	258	3565
062050800	4161	VORPAHL FARMS INC	H	TOUCHDOWN	125860398	5-6	305 37,051	3.4	1,249	3.1	1,147	305	3565
35ZPS9805	5505	OMRO DAIRY	H	GRANDE	51769198	5-6	305 30,538	4.4	1,330	3.4	1,049	279	3563

## LACTATION RECORDS - 305 DAYS OR LESS

Month of 8 / 2011

Cow ID	Barn NM	Name	B	Sire NM	Sire #	Age	Days Milk	% Fat	%	Pro	D3X	CY
062125942	T-CANOL	EMERALD-ACRES	H	CANYON	129573030	5-0	305 32,928	4.0	1,329	3.2	1,053	3563
062421167	5089	COUNTRY AIRE	H		134265762	5-1	301 37,381	3.7	1,370	2.8	1,044	301 3556
35EAA1938	2098	BRICKSTEAD DAIRY LLC	H	DIE-HARD	2275578	5-4	305 39,705	3.3	1,307	2.7	1,079	300 3554

## SUPERVISED COLORED TOP 8 PRODUCTION INDEX FOR UNDER THREE YEAR OLD COWS

003966556	5330	ROSENDALE DAIRY	J		35UNK0000	2-10	305 27,305	4.9	1,328	3.8	1,033	287 3535
003965405	5208	ROSENDALE DAIRY	J		35UNK0000	2-11	305 31,084	3.7	1,165	3.7	1,140	305 3432
002981662	5335	ROSENDALE DAIRY	J		35UNK0000	2-8	305 27,450	4.4	1,220	3.7	1,020	281 3353
004790666	5136	ROSENDALE DAIRY	J		35UNK0000	2-10	305 28,142	4.5	1,255	3.3	919	280 3138
003965397	5139	ROSENDALE DAIRY	J		35UNK0000	2-9	305 22,280	5.2	1,159	3.9	860	277 2944
002973035	5207	ROSENDALE DAIRY	J		35UNK0000	2-9	292 28,249	3.6	1,004	3.4	953	292 2913
35WVZ6520	2222	THOMPSON GOLD DUST DAIRY	X	LOTTO	60513144	2-0	305 23,223	4.6	1,076	3.5	822	305 2811
064561201	5350	MAJESTIC MEADOW DAIRY LLC	X	B-JURIST	91011	2-9	305 24,220	4.2	1,027	3.3	810	280 2750

## SUPERVISED COLORED TOP 8 PRODUCTION INDEX FOR THREE YEAR OLD COWS

002980100	5360	ROSENDALE DAIRY	J		35UNK0000	3-10	305 32,955	4.5	1,474	3.2	1,046	297 3571
	572	JACK & WENDY SCHNELLE	J	ALTADANTE	2251487	3-11	301 33,473	3.9	1,320	3.2	1,060	3558
002977514	5214	ROSENDALE DAIRY	J		35UNK0000	3-2	305 28,934	4.5	1,302	3.6	1,047	297 3519
115504600	ZEPHYR	D AND D JERSEYS	J	ABE	111334898	3-5	305 30,027	4.1	1,226	3.5	1,038	3383
35WVD0322	3933	SOARING EAGLE FARM LLC	X	BELLBOY	197735	3-9	305 36,780	3.3	1,213	2.8	1,025	285 3332
002977686	5232	ROSENDALE DAIRY	J		35UNK0000	3-2	293 28,961	4.3	1,256	3.3	957	293 3269
35ZQA2926	8312	OMRO DAIRY	R	SANTO	62398833	3-1	305 32,491	3.7	1,191	3.0	986	300 3249
005086042	21971	ROSENDALE DAIRY	X		35UNK0000	3-11	288 30,476	3.9	1,196	3.1	950	274 3208

## SUPERVISED COLORED TOP 8 PRODUCTION INDEX FOR FOUR YEAR OLD COWS

002974431	5143	ROSENDALE DAIRY	J		35UNK0000	4-7	305 35,284	3.9	1,368	3.1	1,107	286 3698
002974832	5322	ROSENDALE DAIRY	J		35UNK0000	4-9	282 28,093	4.4	1,236	3.5	996	282 3342
066068301	2006	MAJESTIC MEADOW DAIRY LLC	X	UNKNOWN	35UNK0000	4-0	305 28,093	4.6	1,280	3.3	918	293 3135
005085995	21849	ROSENDALE DAIRY	X	ALTAALLY	124690866	4-2	305 33,537	3.0	993	3.0	1,001	292 2955
005085534	21417	ROSENDALE DAIRY	J		35UNK0000	4-3	305 21,906	5.0	1,101	3.8	835	305 2858
002973745	5309	ROSENDALE DAIRY	J		35UNK0000	4-4	289 29,762	3.5	1,035	3.0	880	289 2854
053147280	315	MCCULLEY DAIRY FARMS	B	AJAY	196494	4-6	305 28,101	3.7	1,036	3.1	860	294 2830
005021153	21455	ROSENDALE DAIRY	J		35UNK0000	4-9	305 25,843	4.0	1,039	3.2	838	305 2807

## SUPERVISED COLORED TOP 8 PRODUCTION INDEX FOR FIVE YEAR AND OLDER COWS

002977983	5304	ROSENDALE DAIRY	J		35UNK0000	6-8	305 37,414	3.8	1,421	2.9	1,101	280 3753
005086105	11294	ROSENDALE DAIRY	X		35UNK0000	6-1	305 29,497	5.0	1,470	3.5	1,037	305 3545
002974820	5342	ROSENDALE DAIRY	X		35UNK0000	5-8	305 39,057	3.5	1,356	2.6	1,006	281 3421
005021144	8461	ROSENDALE DAIRY	X		35UNK0000	6-3	305 30,057	3.8	1,130	3.4	1,015	290 3198
067005092	MARTINI	PROUD HERITAGE JERSEYS	J	BUTLER	665568	6-2	305 25,861	4.4	1,147	3.7	950	3139
000921088	LOLIPOP	MAYER FARMS	B	PRIMETIME	191848	7-6	305 31,705	4.0	1,263	2.9	912	292 3108
000946366	LORI	MAYER FARMS	B	CASH	196494	5-5	305 28,330	4.1	1,170	3.2	910	281 3107
35S JL8050	773	REEDS-VU DAIRY FARMS	B	BRODEN	195665	6-6	305 28,443	4.0	1,142	3.2	903	3059

## OFFICIAL LIFETIME PRODUCTION CREDITS

Month of 8 / 2011

Owner Name	Cow ID	Sire ID	B	Totl Days	No Lac	Milk Days	Milk	Pct Fat	Fat	Pct Pro	Pro
COUNTRY AIRE	2725	2NK	H	3,481	9	2,993	292,856	3.2	9,369	3.1	8,970
	2725					2,993	DAYS MILKED 3X				
STRUTZ FARM INC		ECONO	H	3,072	9	2,734	274,813	3.7	10,046	3.2	8,872
						2,691	DAYS MILKED 3X				
STENCIL FARMS	74-MS	DEIGO	H	2,827	7	2,491	272,057	3.5	9,656	2.8	7,671
	74-MS					2,491	DAYS MILKED 3X				
TIDY VIEW DAIRY	8080	ROGUE	H	2,681	7	2,417	256,222	3.2	8,276	3.0	7,718
	8080					2,417	DAYS MILKED 3X				
MAPLE CREEK DAIRY LLC	SUMMER	RUBYTOM	H	2,698	7	2,397	256,021	2.9	7,448	2.8	7,257
DAIRYLAND LLC.	4775	UNKNOWN	H	2,828	7	2,506	255,672	3.2	8,240	2.7	6,846
	4775					2,002	DAYS MILKED 3X				
COUNTRY AIRE	3495	DILLY	H	2,774	7	2,409	252,161	3.6	9,041	3.0	7,518
	3495					2,342	DAYS MILKED 3X				
LARRY WILTERDINK	31	COPPER	H	2,843	7	2,484	246,382	3.4	8,410	2.7	6,715
EMERALD-ACRES	T-BAGEL	BESTOW	H	2,584	6	2,354	245,226	3.7	9,107	2.9	7,147
HIGHLAND DAIRY LLC	Y412	UNKNOWN	H	3,074	8	2,669	240,401	3.5	8,378	2.8	6,838
	Y412					2,129	DAYS MILKED 3X				
MAJESTIC MEADOW DAIRY LLC	3280	MICHELIN	H	3,162	8	2,762	240,287	3.2	7,628	2.8	6,747
	3280					2,733	DAYS MILKED 3X				
STRACK-VIEW FARMS	812		H	3,248	7	3,049	239,188	3.3	7,828	2.9	6,833
	812					1,027	DAYS MILKED 3X				
THOMPSON GOLD DUST DAIRY	494	INQUIRER	H	2,248	5	2,034	239,092	3.4	8,236	3.0	7,067
	494					2,034	DAYS MILKED 3X				

## OFFICIAL LIFETIME PRODUCTION CREDITS

Month of 8 / 2011

Owner Name	Cow ID	Sire ID	B	Totl Days	No Lac	Milk Days	Milk	Pct Fat	Fat	Pct Pro	Pro
COUNTRY AIRE	2908	MERIDIAN	H	3,269	9	2,796	238,482	4.3	10,279	3.1	7,451
	2908					2,743	DAYS MILKED 3X				
TIDY VIEW DAIRY	8073	BULL	H	2,612	6	2,335	238,141	3.8	8,949	2.9	6,814
	8073					2,335	DAYS MILKED 3X				
SIEMERS HOLSTEIN FARM INC	6789	RUDOLPH	H	2,095	5	1,932	237,866	3.5	8,435	2.7	6,472
	6789					1,932	DAYS MILKED 3X				
CHEESEVILLE DAIRY	966	UNKNOWN	H	2,896	8	2,582	237,186	3.3	7,894	2.8	6,687
	966					2,573	DAYS MILKED 3X				
HIGHLAND DAIRY LLC	G518	MARK STAR	H	2,963	7	2,527	234,798	3.4	7,960	2.7	6,289
	G518					2,145	DAYS MILKED 3X				
VORPAHL FARMS INC	2926	CLEIT	H	2,741	8	2,431	234,773	4.1	9,577	2.9	6,885
	2926					2,431	DAYS MILKED 3X				
TONY SIMON	212	UNKNOWN	H	3,385	9	2,897	230,977	3.6	8,279	3.0	6,830
	212					1,023	DAYS MILKED 3X				
DAIRY DREAMS	4296		H	2,431	6	2,168	228,926	4.0	9,209	2.9	6,708
	4296					2,157	DAYS MILKED 3X				
DICK&BRIAN MICKE	1117	BULL	H	2,386	6	2,100	227,117	3.3	7,392	2.8	6,409
	1117					2,100	DAYS MILKED 3X				
COUNTRY AIRE	4177	FOUNDATIO	H	2,134	6	1,857	226,511	3.4	7,651	2.8	6,329
	4177					1,857	DAYS MILKED 3X				
MAYER FARMS	RASCAL	ESTIMATE	H	2,619	5	2,313	226,103	3.6	8,172	2.8	6,321
	RASCAL					2,256	DAYS MILKED 3X				
MCCULLEY DAIRY FARMS	208	AEROBULL	H	2,750	5	2,502	223,384	3.1	6,899	2.9	6,533
	208					2,499	DAYS MILKED 3X				
OMRO DAIRY	11849	MR SHIPS	H	2,276	7	2,033	223,182	3.7	8,208	3.0	6,758
	11849					2,002	DAYS MILKED 3X				
GARY PRINCL	ITALY	HILTON	H	2,937	7	2,588	222,917	3.8	8,403	3.1	6,881
COUNTRY AIRE	3532	WARRIOR	H	2,709	7	2,328	221,241	3.5	7,655	2.9	6,368
	3532					2,268	DAYS MILKED 3X				
TIDY VIEW DAIRY	9558	THEO	H	2,051	6	1,892	220,973	3.0	6,629	2.8	6,084
	9558					1,873	DAYS MILKED 3X				
HABECK HOMESTEAD FARMS	VANNA	VOLTAGE	H	2,935	8	2,490	220,702	3.7	8,197	2.8	6,283
	VANNA					162	DAYS MILKED 3X				
TONY SIMON	103	LEIF	H	3,481	8	2,640	220,647	3.5	7,749	2.8	6,229
	103					846	DAYS MILKED 3X				
SIEMERS HOLSTEIN FARM INC	6339		H	2,219	6	1,955	220,624	3.7	8,235	2.9	6,351
	6339					1,955	DAYS MILKED 3X				
BRICKSTEAD DAIRY LLC	1685BD	S-MAN	H	2,288	4	2,141	220,377	3.5	7,651	3.0	6,540
	1685BD					2,141	DAYS MILKED 3X				
SIEMERS HOLSTEIN FARM INC	5203	LABRYINTH	H	2,432	6	2,155	217,361	3.2	7,036	2.8	6,052
	5203					2,155	DAYS MILKED 3X				
SOARING EAGLE FARM LLC	2559	WINDSOR	H	2,543	7	2,256	216,458	3.8	8,322	3.0	6,594
	2559					2,256	DAYS MILKED 3X				
THOMPSON GOLD DUST DAIRY	13		H	2,362	6	2,114	215,663	3.5	7,627	3.1	6,767
	13					2,114	DAYS MILKED 3X				
DRAKE DAIRY INC	2058	UNKNOWN	H	2,357	6	2,089	215,639	3.6	7,810	2.9	6,185
	2058					2,089	DAYS MILKED 3X				
HERRMANN DAIRY FARMS	EMORY2	EMORY	H	3,531	6	2,864	214,564	4.0	8,489	2.9	6,280
BRICKSTEAD DAIRY LLC	1593	APPROVAL	H	2,503	7	2,197	214,263	3.6	7,687	2.8	6,048
	1593					2,197	DAYS MILKED 3X				
SIEMERS HOLSTEIN FARM INC	7016	ROY	H	2,021	6	1,779	214,153	3.6	7,732	2.9	6,124
	7016					1,779	DAYS MILKED 3X				

# Eastern Wisconsin Dairy Herd Improvement Cooperative

## EWDHIC Locations

**Waldo Lab/Office** Phone: 920-528-8942  
718 W 1st Street or 800-439-1317  
Waldo, WI 53093 Fax: 920-528-7469

**Green Bay Office**  
3243 Kewaunee Rd Ste 101 Phone: 920-863-2741  
Green Bay, WI 54311 Fax: 920-863-2742

**Manitowoc Office**  
418 S 29th St Phone: 920-682-5972  
Manitowoc, WI 54220

## Field Technicians

Jayne Birkholz 920-876-2053  
Joe Casper 920-948-1572  
John Gelhausen 920-242-2462  
Rick Huth 920-680-8840  
Jody Kasten 920-901-4751  
Ken Kleinhans 920-893-5602  
Tony Knetzger 262-305-4126  
Tim Leitzke 920-621-6710  
Fred Matzke 920-360-6737  
Augie Muesegeades 920-980-6908  
Rea Paul 920-629-1935  
Chuck Reineking 920-254-0301  
Allan Sabel 920-889-3663  
Howard Stein 920-609-1100  
Paul Swanson 920-627-1471  
David Wagner 920-242-6996

## Laboratory Technicians

Sheri Giese, Lab/Data Entry Technician  
Cory Horn, Lab Support  
Jamie Meyer, Lab/Data Entry Technician  
Janet Raeder, Lab Support  
Lindsey Schmahl, Lab Support  
Dona Winter, Lab Manager

## Board of Directors

**Jeff Opitz** - Saukville 262-675-6379  
**Dan Diederich** - De Pere 920-371-8414  
**Matt Gartman** - Sheboygan 920-207-6659  
**Bob Vandoske** - Cleveland 920-693-8171  
**John Robley** - Manitowoc 920-758-2661  
**Aaron Salzsieder** - Luxemburg 920-495-0181  
**Ted Schott Jr** - Green Bay 920-619-1871  
**Brent Sinkula** - Two Rivers 920-242-1309  
**Kennard Wagner** - Manitowoc 920-758-2396

## Managers

**Glenn Schmahl** 920-528-8942  
**Jean Tegen** 920-973-5553



## Dairy & Livestock Agents/Board Advisors

**Scott Gunderson** - Manitowoc County Phone: 920-683-4168  
scott.gunderson@ces.uwex.edu  
**Mark Hagedorn** - Brown County Phone: 920-391-4612  
mark.hagedorn@ces.uwex.edu  
**Tina Kohlman** - Sheboygan County Phone: 920-459-5902  
tina.kohlman@ces.uwex.edu



### August 2011 Lab Service Eastern Wisconsin DHIC

<b>Johne's samples</b>	<b>6,417</b>
<b>Leukosis samples</b>	<b>194</b>
<b>Milk Samples</b>	<b>115,432</b>

### August 2011 Field Service Eastern Wisconsin DHIC

	<u>Herds</u>	<u>Cows</u>
<b>Supervised 1x</b>	<b>301</b>	<b>117,805</b>
<b>Supervised 2x</b>	<b>18</b>	<b>2,698</b>
<b>Supervised 3x</b>	<b>3</b>	<b>330</b>
<b>Unsupervised</b>	<b>168</b>	<b>12,422</b>
<b>Totals</b>	<b>490</b>	<b>133,255</b>